


VINYL STUCCO AND PLASTER FINISHING PRODUCTS



**STRONGER
THAN STEEL. SM**

VINYL BEADS, TRIMS AND ACCESSORIES

REACH THE FINISH LINE
A WHOLE LOT FASTER.



You've got a lot of space to cover, and it's not all on the jobsite. ClarkDietrich finishing products elevate the quality of your craft and help eliminate the stuff that slows you down. From interior to exterior, our systems save steps, materials and hassles, so you can trade in the walls for whatever's waiting for you outside.

LEARN MORE AT
clarkdietrich.com

OVERTIME		REGULAR TIME	
AM	PM	AM	PM
IN	OUT	IN	OUT
DAY 1	DAY 1	DAY 1	DAY 1
PM	AM	PM	AM
DAY 2	DAY 2	DAY 2	DAY 2















Complete answers for the most challenging projects

Count on our unmatched lineup of vinyl accessories to give greater integrity to your walls and help you complete even the most challenging stucco projects. Well beyond stucco, ClarkDietrich provides the widest selection of vinyl construction products available today. In fact, our catalog of over 1,000 vinyl wall and ceiling accessories also includes solutions for stucco, plaster, drywall, veneer, EIFS/DEFS, acoustical ceilings and roof flashing applications.

Full appreciation for working together

Our extensive portfolio is the result of years of listening and collaboration. We've worked with a spectrum of professionals across the building industry to identify the market's needs and to develop superior products. What's more, our distribution network provides immediate turnaround on many items. Whenever you have a question our experienced customer service experts are on call to provide answers and to assist you with technical support.

Table of Contents

	Page 4 BackerBead®		Page 20 Weep Screeds
	Page 6 E-Flange™		Page 22 Reveals
	Page 8 Standard and Custom Colors		Page 25 Drip Flashings
	Page 9 Control Joints		Page 26 Soffit Vents
	Page 12 Corner Beads		Page 33 Miscellaneous Components
	Page 14 Casing Beads		Page 35 Profile Guide
	Page 18 Expansion Joints		Page 38 & 39 Specifications and Material Data; Code Approvals and Performance Standards; LEED® Credit Information; Industry Associations; Warehouse Locations

Combination Casing Bead & Backer Rod

To properly assemble a wall cladding system using stucco or manufactured stone veneer, the best practice is to maintain a "gap" around door and window openings and install a backer rod with compatible sealant in order to keep moisture out.

The use of BackerBead ensures that the correct caulk gap will be created around all door and window openings on exterior walls. The gap is predetermined by the factory-applied, closed-cell backer rod that is properly aligned and adhered to the vinyl casing bead. This approach eliminates the need to install the backer rod separately, saving time and ensuring a consistent gap width and depth of $\frac{1}{4}$ " x $\frac{1}{4}$ ". When installed and caulked properly, BackerBead provides added protection from water penetration.

Features/Benefits

- **Combination Bead**—Reduces steps in the field installation of casing bead and a separate backer rod. Ensures the backer rod is installed around all door and window openings.
- **Improved Quality**—Factory-applied blue backer rod with preset width and depth to ensure the proper caulk gap for sealant application. When the gap is properly caulked, the blue backer rod will no longer be visible.
- **Separation of Dissimilar Materials**—Properly terminates stucco and mortar at window and door frames; ASTM C1063
- **Sealant Compatibility**—Closed-cell backer rod is compatible with elastomeric and other cold-applied sealants

Physical Properties

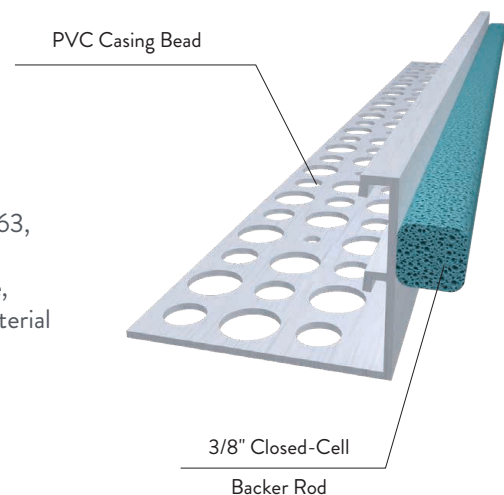
- **Vinyl Accessory**—Complies with ASTM D1784, ASTM C1861 and ASTM C1063, Table 1, PVC for exterior use
- **Backer Rod**—Closed-cell material per ASTM C1330 and ASTM C1016, square, flexible, continuous lengths of extruded polyethylene foam used as backing material
- BackerBead components are chemically inert and virtually dust-free

Product Notes



- BackerBead casing bead products with 1" and larger ground height includes an intermediate stiffening rib in the ground flange
- The factory applied $\frac{3}{8}$ " x $\frac{3}{8}$ " backer rod is adhered with set back of $\frac{1}{4}$ " from the leading edge of the ground on BackerBead casing bead products, unless noted
- BackerBead is also available with a solid flange upon request.
Add U to the product code, example: 6650BBU
- Integral backer rod also available in white upon request for clear sealant applications.
Add -WH to product code, example 6650BB-WH

Testing

- In side by side tests, the BackerBead system with sealant passed the E-331 water-penetration test, simulating air pressure of a 50mph wind/rain. Conversely, the stucco system terminated with no isolated jointing failed in less than 15 minutes. Results available upon request.



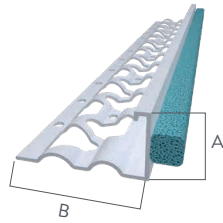

Original BackerBead



Product Code	(A) Ground	(B) Flange	Length	Pieces per Box
6650BB	1/2"	1-3/4"	10'	50
6658BB	5/8"	1-3/4"	10'	50
6675BB	3/4"	1-3/4"	10'	50
6678BB	7/8"	1-3/4"	10'	50
66100TBB	1"	1-3/4"	10'	50
66125BB	1-1/4"	1-3/4"	10'	50
66150BB	1-1/2"	1-3/4"	10'	40
66175BB	1-3/4"	1-3/4"	10'	40
66200BB	2"	1-3/4"	10'	40

U.S. Patent Numbers D761,971

BackerBead with E-Flange™

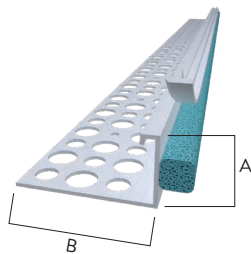


The E-Flange profile provides 80% more stucco embedment than traditional flat flange profiles.

Product Code	(A) Ground	(B) Flange Width	Length	Pieces per Box
6658EFBB	5/8"	1-3/4"	10'	50
6675EFBB	3/4"	1-3/4"	10'	50
6678EFBB	7/8"	1-3/4"	10'	50
66100TEFBB	1"	1-3/4"	10'	50
66125EFBB	1-1/4"	1-3/4"	10'	50
66150EFBB	1-1/2"	1-3/4"	10'	40
66175EFBB	1-3/4"	1-3/4"	10'	40
66200EFBB	2"	1-3/4"	10'	40

U.S. Patent Numbers D842,496 and D843,015

BackerBead with Rip-Bead®

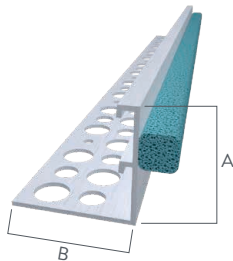


1/4" removable leg provides a clean, stucco-free caulk gap. A clean 1/4" x 1/4" caulk gap assures the most efficient caulk seal for optimal moisture protection.

Product Code	(A) Ground	(B) Flange	Length	Pieces per Box
6658BBR	5/8"	1-3/4"	10'	50
6678BBR	7/8"	1-3/4"	10'	50

U.S. Patent Number D762,310

BackerBead with Short Flange

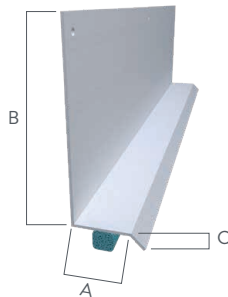


The 1" short flange casing bead is perfect for situations where the standard 1-3/4" flange size is too large for the application. Easy to install in tight areas such as recessed doors and windows, providing added moisture protection and a clean finish.

Product Code	(A) Ground	(B) Flange	Length	Pieces per Box
6658BBSF	5/8"	1"	10'	50
6678BBSF	7/8"	1"	10'	50
66125BBSF	1-1/4"	1"	10'	50

U.S. Patent Number D761,971

BackerBead Drip Flashing - 3-1/2" Flange



Designed to provide positive drainage above exterior window and door openings while also providing a caulk tray at the top of window and door frames for the proper seal and added moisture protection.

Product Code	(A) Ground	(B) Flange	(C) Drip Leg	Length	Pieces per Box
DFL50-25BB	1/2"	3-1/2"	1/4"	10'	35
DFL58-25BB	5/8"	3-1/2"	1/4"	10'	35
DFL75-25BB	3/4"	3-1/2"	1/4"	10'	35
DFL78-25BB	7/8"	3-1/2"	1/4"	10'	35
DFL100-25BB	1"	3-1/2"	1/4"	10'	35
DFL150-25BB	1-1/2"	3-1/2"	1/4"	10'	35
DFL200-25BB	2"	3-1/2"	1/4"	10'	35
DFL300-25BB	3"	3-1/2"	1/4"	10'	25
DFL400-25BB	4"	3-1/2"	1/4"	10'	25

U.S. Patent Number D861,196

NOTE: Factory applied 3/8" x 3/8" backer rod is adhered 1/4" from the leading edge of the ground. Custom placement of the backer rod is available. Contact ClarkDietrich customer service for more information.

E-Flange Embeddable Stucco Trims

To properly assemble a wall cladding system using stucco, the best practice is to maintain consistent embedment through the trim profile to the substrate. More portland cement plaster contacting the substrate means less opportunity for moisture issues.

E-Flange profiles improve stucco embedment by more than 80% versus "flat flange" products. E-Flange allows for more stucco mix to flow through the flange, providing for more thorough and consistent embedment. The unique E-Flange shape also allows for quick and easy tying of lath and other accessories.

Features/Benefits

- Improves stucco embedment by more than 80% versus standard "flat flange" products
- Large triangular perforations allow more stucco mix to flow through and adhere to the substrate
- Raised flange sections allow the stucco mix to flow behind the profile
- Raised flange sections allow for easier and more consistent lath tying

Physical Properties

- Complies with ASTM D1784, ASTM C1861 and ASTM C1063, Table 1 PVC for exterior use.
- Allows for sufficient material pressure to form full keys through the attachment flange per ASTM C926
- Facilitates a more complete embedment for the attachment flange per ASTM C1861
- E-Flange shape provides for less surface contact with the substrate and a more fully embedded flange per ASTM C1063

Product Notes:

- E-Flange embeddable stucco trims are available with ground depths of 5/8", 3/4", 7/8", and 1"
- E-Flange BandMaker™ casing beads are available with ground depths of 1", 1-1/4", 1-1/2", 1-3/4" and 2"
- All flange widths are 1-3/4"
- Raised flange height is approximately 3/16"






Photo illustrates E-Flange embedment vs. standard flange embedment at the backside of the flanges.

E-Flange Control Joint



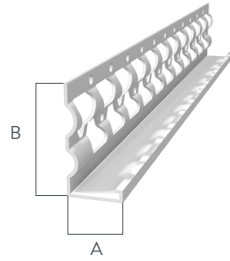
Designed to relieve stress and assist in controlling cracking in large areas of walls and ceilings. Specially designed connector clips are provided for alignment and as a base for sealants.

Product Code	(A) Ground	(B) Flange Width	Length	Pieces per Box
1558EF	5/8"	1-3/4"	10'	30
1575EF	3/4"	1-3/4"	10'	26
1578EF	7/8"	1-3/4"	10'	20
15100EF	1"	1-3/4"	10'	20

U.S. Patent Number D842,497

Note: Factory fabricated control joint intersections are available in cross, tee, and right angle configurations. Contact ClarkDietrich customer service at 1-800-648-4695.

E-Flange Casing Bead



Designed to terminate stucco and plaster against doors, windows and dissimilar materials.

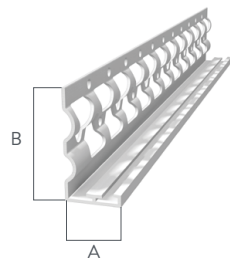

Product Code	(A) Ground	(B) Flange Width	Length	Pieces per Box
6658EF	5/8"	1-3/4"	10'	100
6675EF	3/4"	1-3/4"	10'	75
6678EF	7/8"	1-3/4"	10'	75
66100EF	1"	1-3/4"	10'	75

U.S. Patent Number D842,496

Note: If weep holes are required, add W to the product code, example: 6658EFW.

Flat flange casing beads are also available. To order, delete the EF suffix in the product code, example: 6678.

E-Flange Bandmaker™ Casing Bead

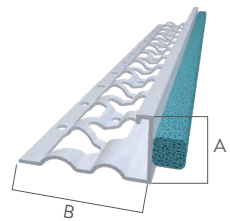



Designed with a reinforcing rib to assist in keying heavy material fills when "bands" are used in architectural designs.

Product Code	(A) Ground	(B) Flange Width	Length	Pieces per Box
66100TEF	1"	1-3/4"	10'	75
66125EF	1-1/4"	1-3/4"	10'	50
66150EF	1-1/2"	1-3/4"	10'	50
66175EF	1-3/4"	1-3/4"	10'	40
66200EF	2"	1-3/4"	10'	40

U.S. Patent Number D842,496

BackerBead® with E-Flange™

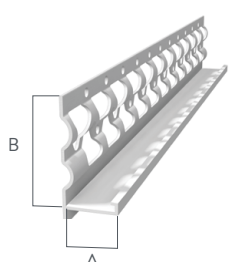



Factory-applied, closed-cell backer rod provides a sealed separation gap 1/4" wide where stucco abuts dissimilar materials such as the perimeter of window and door openings, per ASTM C1063.

Product Code	(A) Ground	(B) Flange Width	Length	Pieces per Box
6658EFBB	5/8"	1-3/4"	10'	50
6675EFBB	3/4"	1-3/4"	10'	50
6678EFBB	7/8"	1-3/4"	10'	50
66100TEFBB	1"	1-3/4"	10'	50
66125EFBB	1-1/4"	1-3/4"	10'	50
66150EFBB	1-1/2"	1-3/4"	10'	40
66175EFBB	1-3/4"	1-3/4"	10'	40
66200EFBB	2"	1-3/4"	10'	40

U.S. Patent Numbers D842,496 and D843,015

E-Flange Casing Bead with Drip



Designed to terminate stucco and plaster with a moisture trap.

Product Code	(A) Ground	(B) Flange Width	Length	Pieces per Box
D-6658EF	5/8"	1-3/4"	10'	75
D-6675EF	3/4"	1-3/4"	10'	50
D-6678EF	7/8"	1-3/4"	10'	50
D-66100TEF	1"	1-3/4"	10'	50

U.S. Patent Numbers D842,496 and D843,015

Note: If weep holes are required, add W to the product code, example: D-6658EFW.

Color Leadership

Standard Colors

The value of aesthetics isn't lost on ClarkDietrich, especially when it comes to well-constructed stucco walls and features. In addition to our standard white vinyl accessories, we've taken the lead in stocking vinyl accessories in tan, brown, gray and black that perfectly complement a variety of design aesthetics. Better still, our UV-resistant, PVC compounds provide a superior level of color consistency and protection. The color won't fade in direct sunlight. And because the color goes all the way through (not just a colored coating), the product will not scratch or chip white.

Custom Color Program

If standard colors won't meet the job requirements, our Custom Color Program is the answer. Just provide a sample of what you would like ClarkDietrich to match, and we will send back a color-matched product sample for your approval. Standard or custom, our colored products eliminate the need to paint, touch up or cover up vinyl trims and accessories for the service life of the wall system.

How to order: Contact ClarkDietrich customer service at 1-800-648-4695.





* Printed color is a representation and may vary in color from the actual product.
Please view a sample of the product before making a final selection.

Control Joints

Classic M or V-style, Double J (XJ) Styles, and our new, patented E-Flange design that helps with the embedment of the lath and flange while assisting with tying requirements of discontinuous lath to the joint. The Control Joint family includes both inside and outside corner control joints, joints with reveal combinations, F-joints and mid-wall joints that separate CMU-to-wood framing. Follow ASTM C1063 and C926 requirements for Control Joint installation on frame/sheathed walls. Standard length is 10ft. on all control joints. Factory fabricated control joint intersections are available in cross, tee, and right angle configurations.

Control Joint





Designed to relieve stress and assist in controlling cracking in large areas of walls and ceilings. Flat flange for thinner, 1-Coat applications.

Product Code	(A) Ground	(B) Overall Width	Length	Pieces per Box
1538	3/8"	4"	10'	35
1550	1/2"	4"	10'	35

Note: Connector clips are provided except with 3/8" ground.

E-Flange™ Control Joint





Designed to relieve stress and assist in controlling cracking in large areas of walls and ceilings. Specially designed connector clips are provided for alignment and as a base for sealants.

Product Code	(A) Ground	(B) Flange Width	Length	Pieces per Box
1558EF	5/8"	1-3/4"	10'	30
1575EF	3/4"	1-3/4"	10'	26
1578EF	7/8"	1-3/4"	10'	20
15100EF	1"	1-3/4"	10'	20

U.S. Patent Number D842,497

Control Joint (with removable tape)





Recommended for smooth finishes. Removable tape protects the deep "V" groove during construction. J-hooks on the ground help reduce plaster shrinkage.

Product Code	(A) Ground	(B) Overall Width	Length	Pieces per Box
1525X	1/4"	3-1/4"	10'	50
1538X	3/8"	3-1/4"	10'	50
1550X	1/2"	3-1/4"	10'	40
1558X	5/8"	3-1/4"	10'	35
1575X	3/4"	3-1/4"	10'	30
1578X	7/8"	3-1/4"	10'	30
15100X	1"	3-1/4"	10'	30

Note: Connector clips are not provided for 1/4" or 3/8" grounds.

"F" Control Joint (with removable tape)



Recommended for smooth finishes. Removable tape protects deep "V" expansion slot during construction.



Product Code	(A) Ground	(B) Flange	Length	Pieces per Box
F1525X	1/4"	1-3/4"	10'	50
F1538X	3/8"	1-3/4"	10'	50
F1550X	1/2"	1-3/4"	10'	40
F1558X	5/8"	1-3/4"	10'	35
F1575X	3/4"	1-3/4"	10'	30
F1578X	7/8"	1-3/4"	10'	30
F15100X	1"	1-3/4"	10'	30

Note: Connector clips are not provided for 1/4" or 3/8" grounds.

Note: Factory fabricated control joint intersections are available in cross, tee, and right angle configurations. Contact ClarkDietrich customer service at 1-800-648-4695.

Control Joints


Control Joint & Reveal Combinations



Designed to relieve stress and assist in controlling cracking in large areas of walls and ceilings, also creating 1/4" to 1-1/2" reveal in Stucco and Plaster. Surface connector clips are provided for alignment and as a base for sealants.

Product Code	(A) Ground	(B) Overall Width	(C) Reveal	Pieces per Box
1538R-25	3/8"	4"	1/4"	25
1550R-25	1/2"	4"	1/4"	25
1558R-25	5/8"	4"	1/4"	20
1575R-25	3/4"	4"	1/4"	20
1578R-25	7/8"	4"	1/4"	15
15100R-25	1"	4"	1/4"	15
1538R-50	3/8"	4-1/2"	1/2"	25
1550R-50	1/2"	4-1/2"	1/2"	25
1558R-50	5/8"	4-1/2"	1/2"	20
1575R-50	3/4"	4-1/2"	1/2"	20
1578R-50	7/8"	4-1/2"	1/2"	15
15100R-50	1"	4-1/2"	1/2"	15
1538R-75	3/8"	4-3/4"	3/4"	25
1550R-75	1/2"	4-3/4"	3/4"	25
1558R-75	5/8"	4-3/4"	3/4"	20
1575R-75	3/4"	4-3/4"	3/4"	20
1578R-75	7/8"	4-3/4"	3/4"	15
15100R-75	1"	4-3/4"	3/4"	15



Inside Corner Control Joint



Used to straighten an inside corner for a neat, straight edge.

Product Code	(A) Ground	(B) Flange	Length	Pieces per Box
3150IC	1/2"	3"	10'	30
3158IC	5/8"	3"	10'	26
3175IC	3/4"	3"	10'	26
3178IC	7/8"	3"	10'	16
31100IC	1"	3"	10'	16

Inside Control Joint (with removable tape)



Designed to relieve stress caused by expansion and contraction in wall and ceiling inside angles. Remove the tape over the V-Groove after installation for a clean finish.


Product Code	(A) Ground	(B) Flange	Length	Pieces per Box
3050	1/2"	3"	10'	30
3058	5/8"	3"	10'	26
3075	3/4"	3"	10'	26
3078	7/8"	3"	10'	16
30100	1"	3"	10'	16

Factory Fabricated Control Joint Intersections

All ClarkDietrich control joint intersections are manufactured in a controlled factory environment to the highest of quality standards. Miter cuts are made with precision to ensure proper fit at all connections. Hot-melt glue is used to create a strong bond for all components. High-performance, foil-backed tape is applied to the back of all intersections to deter water penetration. The quality of ClarkDietrich factory fabricated control joint intersections cannot be duplicated on a job site. When quality counts, trust ClarkDietrich.


Factory Fabricated Control Joint Intersections are available for all control joints styles

C - Cross




Add C to the product code, example 1575-C

T - Tee




Add T to the product code, example 1575-T

A - Angle




Add A to the product code, example 1575-A

IC - Inside Corner



Add IC to the product code, example 1575-IC

OC - Outside Corner



Add OC to the product code, example 1575-OC

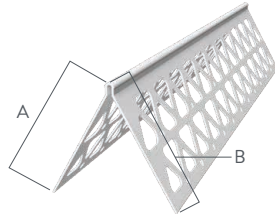
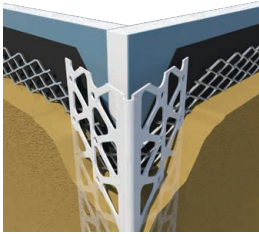
Please order all standard 10 ft. control joint material needs for the project with the intersections to ensure seamless connections. Caulk all intersections, butt joints, ends, and corners at the time of installation. Pieces per carton are determined by product mix per order.

NOTE: All factory fabricated control joint intersections are made-to-order. Please contact your local sales representative for specific lead-times and capabilities on any special intersection at 1-800-648-4695.

Corner Beads

ClarkDietrich has the widest selection of corner beads in the industry. All of these accessories are produced with exterior grade-PVC and have a uniform thickness with feathering at the flange ends. Smooth, rounded noses and easily-bent Archmaker™ corners provide solutions across a variety of conditions. Provides hard-to-damage, rust-proof, and straight corners. Large triangular perforations allow material to easily flow through and bond to the substrate for a more durable corner. Standard length is 10ft. on all corner beads.

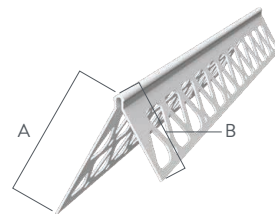

Standard Corner Bead



Provides hard-to-damage, rust-proof, and straight corners. Open triangles on the flange allows full embedment.

Product Code	Ground	(A) Flange	(B) Flange	Pieces per Box
#1	All	2-1/2"	2-1/2"	50
#2	All	2-3/4"	2-3/4"	40
#1XX	All	1-1/2"	1-1/2"	40

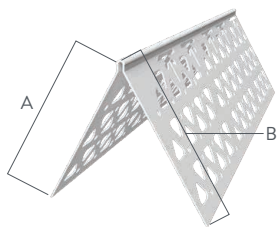
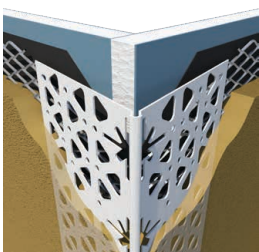
Irregular Leg Corner Bead



Designed with a shorter, 1-1/2" flange for narrow returns to create damage-resistant, rust-proof, and straight corners.

Product Code	Ground	(A) Flange	(B) Flange	Pieces per Box
#1X	All	2-1/2"	1-1/2"	50


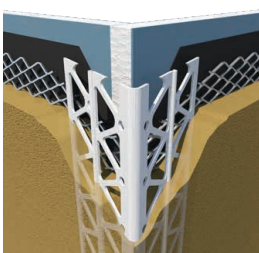
Wide Flange Corner Bead



Designed for deep fills and irregular corners.

Product Code	Ground	(A) Flange	(B) Flange	Pieces per Box
#40	All	4-1/4"	4-1/4"	25
#30	All	3"	3"	25
#43	All	4-1/4"	3"	25
#4150	All	4-1/4"	1-1/2"	25
#3150	All	3"	1-1/2"	25


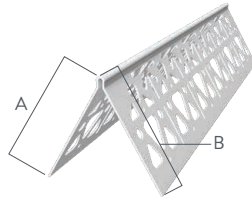
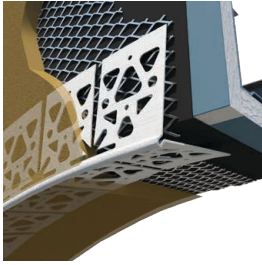
E-Corner



Fully embedded corner bead, installed underneath the stucco finish for reinforcement, similar to welded wire corner bead. The nose is buried, not exposed when properly installed. Works with diamond mesh, welded-wire or woven wire laths.

Product Code	Dimensions	Pieces per Box
E-Corner	2-1/2" x 2-1/2" flanges, Angle of flanges is 80°, with flexibility	50

Archmaker™ Corner Beads



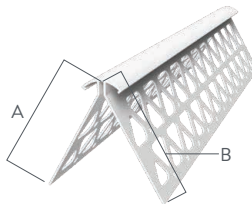
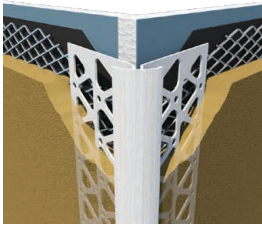
True, uniform, curved, or arched reinforcement. Conforms to most arched and curved designs. The #2 is a heavier version of the corner bead used for increased damage resistance.

Product Code	Ground	(A) Flange	(B) Flange	Pieces per Box
#1Arch	All	2-1/2"	2-1/2"	50
#2Arch	All	2-3/4"	2-3/4"	40

Designed with a shorter, 1-1/2" flange for narrow returns.

Product Code	Ground	(A) Flange	(B) Flange	Pieces per Box
#1XArch	All	2-1/2"	1-1/2"	50
#2XArch	All	2-3/4"	1-1/2"	40

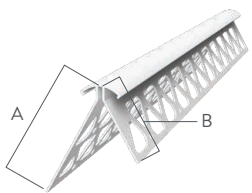

Bullnose Corner Beads



3/4" radius bullnose corner bead provides hard-to-damage, rust-proof corners. Designed for use in high-traffic areas.

Product Code	Ground	(A) Flange	(B) Flange	Pieces per Box
#1B	All	2-1/2"	2-1/2"	20
#2B	All	2-3/4"	2-3/4"	16

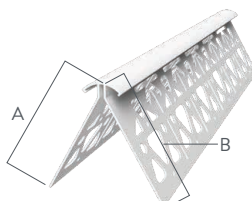

Bullnose X Corner Beads



3/4" radius bullnose corner bead that includes a shorter, 1-1/2" flange for narrow returns. Designed for use in high-traffic areas.

Product Code	Ground	(A) Flange	(B) Flange	Pieces per Box
#1BX	All	2-1/2"	1-1/2"	20
#2BX	All	2-3/4"	1-1/2"	16

Bullnose Archmaker™ Corner Beads





A true, uniform, curved, or arched corner reinforcement with a bullnose design. Conforms to most arched and curved designs. Designed for use in high-traffic areas.

Product Code	Ground	(A) Flange	(B) Flange	Pieces per Box
#1BArch	All	2-1/2"	2-1/2"	20
#2BArch	All	2-3/4"	2-3/4"	16

Casing Beads

ClarkDietrich has casing beads to meet every application, with a wide range of grounds, weep options and flange heights. Use the Bandmaker™ Series casing beads for applications with heavier cementitious thickness and the Archmaker™ series for curved applications. Many casing bead flanges can incorporate the new E-Flange™ design for 80% more stucco embedment compared to traditional flat flange profiles.

Casing Bead / Plaster Stop




Terminates stucco and plaster against windows, doors, and other dissimilar materials.

Product Code	(A) Ground	(B) Flange	Length	Pieces per Box
6625	1/4"	1-3/4"	10'	100
6638	3/8"	1-3/4"	10'	100
6650	1/2"	1-3/4"	10'	100
6658	5/8"	1-3/4"	10'	100
6675	3/4"	1-3/4"	10'	75
6678	7/8"	1-3/4"	10'	75
66100	1"	1-3/4"	10'	75

Note: If weep holes are required, add W to the product code, example 6625W.

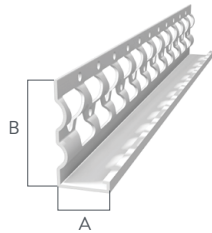
Bandmaker™ Series Casing Bead



Bandmaker Series Casing Beads are designed with a reinforcing rib to assist keying heavy material fills when bands are used in architectural designs.

Product Code	(A) Ground	(B) Flange	Length	Pieces per Box
66100T	1"	1-3/4"	10'	75
66125	1-1/4"	1-3/4"	10'	50
66150	1-1/2"	1-3/4"	10'	50
66175	1-3/4"	1-3/4"	10'	40
66200	2"	1-3/4"	10'	40

E-Flange Casing Bead



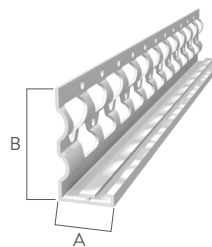

Designed to terminate stucco and plaster against doors, windows and dissimilar materials. The E-Flange profile provides 80% more stucco embedment than traditional flat flange profiles.

Product Code	(A) Ground	(B) Flange Width	Length	Pieces per Box
6658EF	5/8"	1-3/4"	10'	100
6675EF	3/4"	1-3/4"	10'	75
6678EF	7/8"	1-3/4"	10'	75
66100EF	1"	1-3/4"	10'	75

U.S. Patent Number D842,496

Note: If weep holes are required, add W to the product code, example: 6658EFW.

E-Flange Bandmaker™ Casing Bead





Designed with a reinforcing rib to assist in keying heavy material fills when "bands" are used in architectural designs. The E-Flange profile provides 80% more stucco embedment than traditional flat flange profiles.

Product Code	(A) Ground	(B) Flange Width	Length	Pieces per Box
66100TEF	1"	1-3/4"	10'	75
66125EF	1-1/4"	1-3/4"	10'	50
66150EF	1-1/2"	1-3/4"	10'	50
66175EF	1-3/4"	1-3/4"	10'	40
66200EF	2"	1-3/4"	10'	40

U.S. Patent Number D842,496

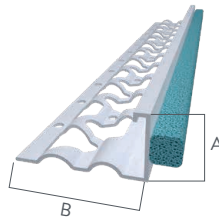

Original BackerBead



Product Code	(A) Ground	(B) Flange	Length	Pieces per Box
6650BB	1/2"	1-3/4"	10'	50
6658BB	5/8"	1-3/4"	10'	50
6675BB	3/4"	1-3/4"	10'	50
6678BB	7/8"	1-3/4"	10'	50
66100TBB	1"	1-3/4"	10'	50
66125BB	1-1/4"	1-3/4"	10'	50
66150BB	1-1/2"	1-3/4"	10'	40
66175BB	1-3/4"	1-3/4"	10'	40
66200BB	2"	1-3/4"	10'	40

U.S. Patent Numbers D761,971

BackerBead with E-Flange™

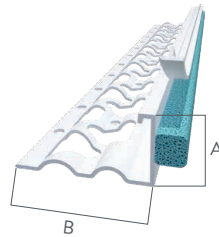



The E-Flange profile provides 80% more stucco embedment than traditional flat flange profiles.

Product Code	(A) Ground	(B) Flange Width	Length	Pieces per Box
6658EFBB	5/8"	1-3/4"	10'	50
6675EFBB	3/4"	1-3/4"	10'	50
6678EFBB	7/8"	1-3/4"	10'	50
66100TEFBB	1"	1-3/4"	10'	50
66125EFBB	1-1/4"	1-3/4"	10'	50
66150EFBB	1-1/2"	1-3/4"	10'	40
66175EFBB	1-3/4"	1-3/4"	10'	40
66200EFBB	2"	1-3/4"	10'	40

U.S. Patent Numbers D842,496 and D843,015

BackerBead with Rip-Bead®

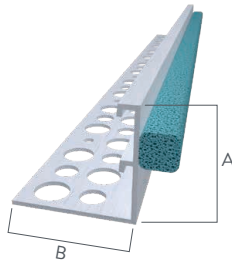


1/4" removable leg provides a clean, stucco-free caulk gap. A clean 1/4" x 1/4" caulk gap assures the most efficient caulk seal for optimal moisture protection.

Product Code	(A) Ground	(B) Flange	Length	Pieces per Box
6658BBR	5/8"	1-3/4"	10'	50
6678BBR	7/8"	1-3/4"	10'	50

U.S. Patent Numbers D762,310

BackerBead with Short Flange

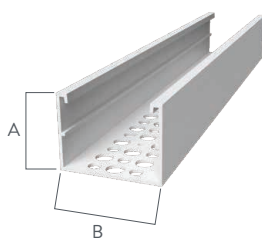


The 1" short flange is perfect for applications where the standard 1-3/4" flange size is too large. Easy to install in tight areas such as recessed doors and windows, providing added moisture protection and a clean finish.

Product Code	(A) Ground	(B) Flange	Length	Pieces per Box
6658BBSF	5/8"	1"	10'	50
6678BBSF	7/8"	1"	10'	50
66125BBSF	1-1/4"	1"	10'	50

U.S. Patent Numbers D761,971

BM 66 Series 1-Piece Bandmaker™




Provides a one-piece band, saving labor time. Additional band widths available.

Product Code	(A) Ground	(B) Band Width	Length	Pieces per Box
BM66100-200	1"	2"	10'	16
BM66150-200	1-1/2"	2"	10'	16
BM66200-200	2"	2"	10'	12
BM66150-250	1-1/2"	2-1/2"	10'	12
BM66200-250	2"	2-1/2"	10'	12
BM66150-300	1-1/2"	3"	10'	12
BM66200-300	2"	3"	10'	12

Casing Beads

Archmaker™ Casing Bead




Designed to easily conform to most arched and curved designs. Works for curved bands on walls as well.

Product Code	(A) Ground	(B) Flange	Length	Pieces per Box
6625A	1/4"	1-3/4"	10'	100
6638A	3/8"	1-3/4"	10'	100
6650A	1/2"	1-3/4"	10'	100
6658A	5/8"	1-3/4"	10'	100
6675A	3/4"	1-3/4"	10'	75
6678A	7/8"	1-3/4"	10'	75
66100A	1"	1-3/4"	10'	75

Note: If weep holes are required, add W to the product code, example: 6625AW.




Archmaker™/Bandmaker™ Casing Bead



Designed to easily conform to most arched and curved designs with a reinforcing rib to assist in keying heavy material fills. Ideal when bands are used in architectural designs.

Product Code	(A) Ground	(B) Flange	Length	Pieces per Box
66125A	1-1/4"	1-3/4"	10'	50
66150A	1-1/2"	1-3/4"	10'	50
66175A	1-3/4"	1-3/4"	10'	40
66200A	2"	1-3/4"	10'	40

Large Flange Casing Bead





Terminates stucco and plaster against doors, windows, and other dissimilar materials.

Product Code	(A) Ground	(B) Flange	Length	Pieces per Box
6638L	3/8"	2-1/2"	10'	75
6650L	1/2"	2-1/2"	10'	75
6658L	5/8"	2-1/2"	10'	75
6675L	3/4"	2-1/2"	10'	50
6678L	7/8"	2-1/2"	10'	50
66100L	1"	2-1/2"	10'	50
6650XL	1/2"	5"	10'	40
6658XL	5/8"	5"	10'	40
6675XL	3/4"	5"	10'	40
6678XL	7/8"	5"	10'	40
66100XL	1"	5"	10'	25
66125XL	1-1/4"	5"	10'	25
66150XL	1-1/2"	5"	10'	20
66175XL	1-3/4"	5"	10'	20
66200XL	2"	5"	10'	20

Note: If weep holes are required, add W to the product code, example 6638LW.

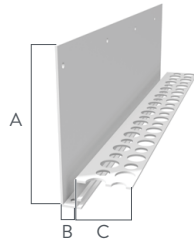
Angle Casing Beads



Terminate stucco and plaster against windows, doors and other dissimilar materials. Provides a tapered transition, to direct moisture away from the wall. Do not cover exterior angle of bead with stucco or plaster.

Product Code	(A) Ground	(B) Flange	Length	Pieces per Box
6658-60	5/8"	2"	10'	50
6675-60	3/4"	2"	10'	50
6678-60	7/8"	2"	10'	50
66100-60	1"	2"	10'	50
66125-60	1-1/4"	2"	10'	50
66150-60	1-1/2"	2"	10'	50
66200-60	2"	2"	10'	40

CI Weep Track





Designed to be used with #1 Corner Bead around windows and doors and at the foundation line to direct water drainage. Continuously insulated (CI) stucco assemblies with CI Weep Track have achieved the requirements of NFPA 285.

Product Code	Insulation Thickness	(A) Back Flange	(B) Weep Trough	(C) Perforated Flange	Pieces per Box
CIWT-350	1"-3"	3-1/2"	3/8"	1-1/4"	30

U.S. Patent Number D656,603

Casing Bead with Reveal

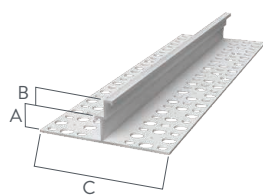



Designed to terminate stucco and plaster at window or door openings to create a reveal.

Product Code	(A) Ground	(B) Flange	(C) Board	Pieces per Box
RS6650-50	1/2"	1-3/4"	1/2"	20
RS6658-50	5/8"	1-3/4"	1/2"	20
RS6658-75	5/8"	1-3/4"	3/4"	20
RS6658-100	5/8"	1-3/4"	1"	20
RS6658-125	5/8"	1-3/4"	1-1/4"	20
RS6678-58	7/8"	1-3/4"	5/8"	20

Note: If weep holes are required, add W to the product code, example: RS6650-50W.



Double Ground (Bandmaker™ Series)



Assists in screeding on both sides of the band. Perforated flanges allow for a more secure attachment.

Product Code	(A) Ground	(B) Ground	(C) Overall Width	Pieces per Box
DGBM125-58	1-1/4"	5/8"	3-1/4"	15
DGBM125-75	1-1/4"	3/4"	3-1/4"	15
DGBM150-58	1-1/2"	5/8"	3-1/4"	15
DGBM150-75	1-1/2"	3/4"	3-1/4"	15

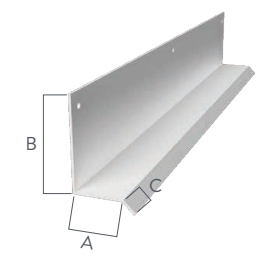

Step Bead



A casing bead with a double ground, assists in screeding for adjoining stucco.

Product Code	(A) Ground	(B) Ground	(C) Overall Width	Pieces per Box
STB75-50	3/4"	1/2"	1-3/4"	50
STB78-58	7/8"	5/8"	1-3/4"	50
STB100-50	1"	1/2"	1-3/4"	50
STB125-58	1-1/4"	5/8"	1-3/4"	30
STB150-50	1-1/2"	1/2"	1-3/4"	40
STB150-75	1-1/2"	3/4"	1-3/4"	30

Drip Casing Bead





Designed to be used in combination with a casing bead above window and door openings to assist in moving moisture away from the opening. Can also be a stand-alone for flashing.

Product Code	(A) Ground	(B) Flange	(C) Drip Leg	Pieces per Box
DCB50-25	1/2"	2"	1/4"	50
DCB58-25	5/8"	2"	1/4"	50
DCB75-25	3/4"	2"	1/4"	50
DCB100-25	1"	2"	1/4"	50
DCB150-25	1-1/2"	2"	1/4"	50
DCB200-25	2"	2"	1/4"	50

Expansion Joints

Designed to provide a "break" in the stucco membrane over a structural break in the wall. ClarkDietrich vinyl expansion joints include standard 2-piece joints for all stucco grounds as well as "Slip Joint" with reveals. Follow ASTM C1063 and C926 requirements for surface prep behind the joint prior to installation. Items below are made to order, lead time will apply. Contact ClarkDietrich customer service at 1-800-648-4695 for ordering information.

Expansion Joints (Slip Joint) 1/2" Reveal




Designed to relieve stress in wall and ceiling areas where excessive horizontal and vertical movements might occur. Includes an additional design feature of a 1/2" reveal.

Product Code	(A) Ground	Dimensions	Pieces per Box
4038-50	3/8"	1/2" reveal (adj. 1/4" to 5/8"), 4" to 4-3/8" overall width, perforated flanges	25
4050-50	1/2"		25
4058-50	5/8"		25
4075-50	3/4"		25
4078-50	7/8"		20
40100-50	1"		20

Note: Reveal also available in 1" and 1.5" widths.

Wide Expansion Joints (Slip Joint) 1/2" Reveal

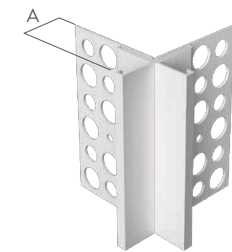



Designed to relieve stress in wall and ceiling areas where excessive horizontal and vertical movements might occur. Includes an additional design feature of a 1/2" reveal.

Product Code	(A) Ground	Dimensions	Pieces per Box
5038-50	3/8"	1/2" reveal (adj. 1/4" to 5/8"), 6" to 6-3/8" overall width, perforated flanges	18
5050-50	1/2"		18
5058-50	5/8"		18
5075-50	3/4"		18
5078-50	7/8"		15
50100-50	1"		15

Note: Reveal also available in 1" and 1.5" widths.



Corner Expansion Joint (Outside Corner)



For those conditions where the project requires expansion joint movement on outside corners. These parts come preassembled, and may require field alignment.

Product Code	(A) Ground	Overall Width	Length	Pieces per Box
CXJ-38X	3/8"	2" x 2"	10'	15
CXJ-50X	1/2"	2" x 2"	10'	15
CXJ-58X	5/8"	2" x 2"	10'	15
CXJ-75X	3/4"	2" x 2"	10'	15
CXJ-78X	7/8"	2" x 2"	10'	12
CXJ-100X	1"	2" x 2"	10'	12

Corner Expansion Joint (Inside Corner)





For those conditions where the project requires expansion joint movement on inside corners. These parts come preassembled, and may require field alignment.

Product Code	(A) Ground	Overall Width	Length	Pieces per Box
CXJ-38	3/8"	2-3/4" x 2-3/4"	10'	15
CXJ-50	1/2"	2-3/4" x 2-3/4"	10'	15
CXJ-58	5/8"	2-3/4" x 2-3/4"	10'	15
CXJ-75	3/4"	2-3/4" x 2-3/4"	10'	15
CXJ-78	7/8"	2-3/4" x 2-3/4"	10'	12
CXJ-100	1"	2-3/4" x 2-3/4"	10'	12

Note: Also available in 135° angle. Reveal available in 1" and 1.5" widths.



F40 (Female Casing Expansion Joint Compound)



Female casing bead with an expansion slot, used as a component of expansion joints, vents, reveals, etc.

Product Code	(A) Ground	(B) Overall Width	Length	Pieces per Box
F40-38	3/8"	2"	10'	50
F40-50	1/2"	2"	10'	50
F40-58	5/8"	2"	10'	50
F40-75	3/4"	2"	10'	50
F40-78	7/8"	2"	10'	50
F40-100	1"	2"	10'	40



M40 (Male Casing Expansion Joint Compound)



Male casing bead, used as a component of expansion joints. May be used as a drip reveal or a slotted reveal, etc.

Product Code	(A) Ground	(B) Overall Width	Length	Pieces per Box
M40-38	3/8"	1-3/4"	10'	50
M40-50	1/2"	1-3/4"	10'	40
M40-58	5/8"	1-3/4"	10'	40
M40-75	3/4"	1-3/4"	10'	30
M40-78	7/8"	1-3/4"	10'	30
M40-100	1"	1-3/4"	10'	30



F50 (Wide Female Casing Expansion Joint Compound)



Wide female casing bead with an expansion slot, used as a component of expansion joints, vents, reveals, etc.

Product Code	(A) Ground	(B) Overall Width	Length	Pieces per Box
F50-38WI	3/8"	2-3/4"	10'	30
F50-50WI	1/2"	2-3/4"	10'	30
F50-58WI	5/8"	2-3/4"	10'	30
F50-75WI	3/4"	2-3/4"	10'	30
F50-78WI	7/8"	2-3/4"	10'	25
F50-100WI	1"	2-3/4"	10'	25

M50 (Wide Male Casing Expansion Joint Compound)



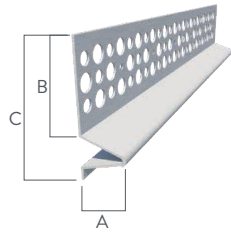
Wide male casing bead used as a component of expansion joints. May be used as a drip reveal or a slotted reveal, etc.

Product Code	(A) Ground	(B) Overall Width	Length	Pieces per Box
M50-38WI	3/8"	2-3/4"	10'	30
M50-50WI	1/2"	2-3/4"	10'	30
M50-58WI	5/8"	2-3/4"	10'	30
M50-75WI	3/4"	2-3/4"	10'	30
M50-78WI	7/8"	2-3/4"	10'	25
M50-100WI	1"	2-3/4"	10'	25

Weep Scream

Traditional Weep Screeds are required by both IBC and IRC at the base of a wall for drainage. However, the weep screed has moved beyond this area to include CMU, brick ledge transitions, mid-wall screeds, extended leg to protect sheathing installed over framing to sill plate, and horizontal/vertical transitions. Caulk all intersections, butt joints, ends and corners at the time of installation.

1-3/4" Weep Screeds

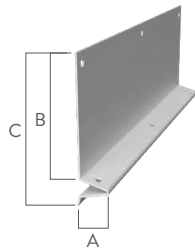



Designed to direct moisture from the stucco and to act as a stop. Install on masonry construction where stucco and foundation walls meet.

Product Code	(A) Ground	(B) Flange	(C) Overall Height	Length	Pieces per Box
WS38-250	3/8"	1-3/4"	2-1/2"	10'	70
WS50-250	1/2"	1-3/4"	2-1/2"	10'	70
WS58-250	5/8"	1-3/4"	2-1/2"	10'	70
WS75-250	3/4"	1-3/4"	2-1/2"	10'	70
WS78-250	7/8"	1-3/4"	2-1/2"	10'	60

Note: Also available with a solid/unperforated back flange. To order add U to the product code, example: WS38-250U.

3-1/2" Weep Screeds

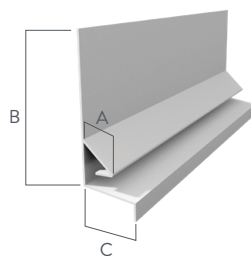



Designed to direct moisture from stucco and to act as a stop. Install on frame construction where stucco and foundation walls meet. The 3-1/2" solid attachment flange makes this style weep screed ASTM C1063, IBC and IRC code compliant.

Product Code	(A) Ground	(B) Flange	(C) Overall Height	Length	Pieces per Box
WS38-350U	3/8"	3-1/2"	4"	10'	50
WS50-350U	1/2"	3-1/2"	4"	10'	50
WS58-350U	5/8"	3-1/2"	4"	10'	40
WS75-350U	3/4"	3-1/2"	4"	10'	40
WS78-350U	7/8"	3-1/2"	4"	10'	30
WS138-350U	1-3/8"	3-1/2"	4"	10'	30

Note: Also available with an extended (1/2") bottom leg to go under sheathing. To order, add L to the product code, example: WSL50-350U.

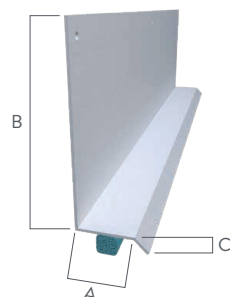
Positive Drain Weep Scream



Designed to provide a flashing transition from stucco, siding, stone over a brick ledge, at a wall transition.

Product Code	(A) Ground	(B) Flange	(C) Flange	Length	Pieces per Box
WSZ75-150	3/4"	4"	1-1/2"	10'	10
WSZ78-150	7/8"	4"	1-1/2"	10'	10
WSZ75-200	3/4"	4"	2"	10'	10
WSZ78-200	7/8"	4"	2"	10'	10

BackerBead Drip Flashing - 3-1/2" Flange





Designed to provide positive drainage above exterior window and door openings while also providing a caulk tray at the top of window and door frames for the proper seal and added moisture protection.

Product Code	(A) Ground	(B) Flange	(C) Drip Leg	Length	Pieces per Box
DFL50-25BB	1/2"	3-1/2"	1/4"	10'	35
DFL58-25BB	5/8"	3-1/2"	1/4"	10'	35
DFL75-25BB	3/4"	3-1/2"	1/4"	10'	35
DFL78-25BB	7/8"	3-1/2"	1/4"	10'	35
DFL100-25BB	1"	3-1/2"	1/4"	10'	35
DFL150-25BB	1-1/2"	3-1/2"	1/4"	10'	35
DFL200-25BB	2"	3-1/2"	1/4"	10'	35
DFL300-25BB	3"	3-1/2"	1/4"	10'	25
DFL400-25BB	4"	3-1/2"	1/4"	10'	25

U.S. Patent Number D861,196

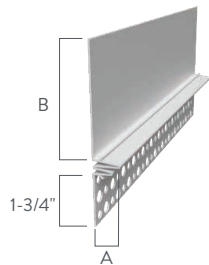

Foundation Weep Screenshot



Acts as a stop and is designed with an unperforated flange to allow moisture removal from stucco installations on frame construction at the foundation line.

Product Code	(A) Ground	(B) Flange	Length	Pieces per Box
FWS6678W	7/8"	3-1/2"	10'	40
FWS66138W	1-3/8"	3-1/2"	10'	40



Mid Wall Weep Screenshot - M Style



The mid-wall screeds have a built-in control joint to accommodate expansion/contraction of the separate substrates.

Product Code	(A) Ground	(B) Flange	Length	Pieces per Box
1578-50UL	7/8" x 1/2"	3-1/2"	10'	15
1578-58UL	7/8" x 5/8"	3-1/2"	10'	15
1578-78UL	7/8" x 7/8"	3-1/2"	10'	15


Mid Wall Weep Screenshot with Weep Holes/Tape



Designed to relieve stress and assist in controlling cracks in exterior wall finish. The mid-wall screeds have a built-in control joint to accommodate expansion/contraction of the separate substrates. The screeds also provide casing termination with removable tape for a clean finish.

Product Code	(A) Ground	(B) Flange	Length	Pieces per Box
1578-50WX	7/8" x 1/2"	3-1/2"	10'	15
1578-58WX	7/8" x 5/8"	3-1/2"	10'	15

1/4" Drip "V" Screens



Designed for stucco or plaster soffits when drip and reveal need to be combined.

Product Code	Ground	Flange	Reveal	Pieces per Box
DS15-38	3/8"	1-3/4"	3/4"	15
DS15-50	1/2"	1-3/4"	3/4"	15
DS15-58	5/8"	1-3/4"	3/4"	15
DS15-75	3/4"	1-3/4"	3/4"	15
DS15-78	7/8"	1-3/4"	3/4"	15
DS15-100	1"	1-3/4"	3/4"	15



Note: Dissimilar grounds may be specified.

Also available with a 3-1/2" solid attachment flange (vertical). Contact ClarkDietrich customer service for more information.

Reveals

Channel reveals create clear surface channels in exterior wall and ceiling systems. Perforated flanges allow stucco to easily flow through and bond with substrate. Always use backing or blocking material behind surface mounted reveals. Reveal clips are provided with vented channel reveals to connect reveal sections and assist in alignment. Not to be used in lieu of control joints or expansion joints. "F" Channel allows the reveal to outline the perimeter area of the stucco finish, adding to the richness of the stucco panel.

Channel Reveals (with perforated flanges)

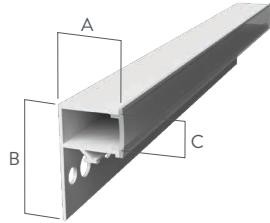


Create 1/2" to 4" reveals in stucco and plaster surfaces. Clips are provided for alignment and as a base for sealants. Factory-fabricated intersections of crosses, T's, L's, inside and outside corners, and end closures of channel reveals are available to form clear channels.

Product Code	(A) Ground	(B) Reveal	(C) Overall Width	Pieces per Box
CS25-50	1/4"	1/2"	2-1/8"	50
CS38-50	3/8"	1/2"	2-1/8"	35
CS50-50	1/2"	1/2"	2-1/8"	35
CS58-50	5/8"	1/2"	2-1/8"	25
CS75-50	3/4"	1/2"	2-1/8"	25
CS78-50	7/8"	1/2"	2-1/8"	25
CS100-50	1"	1/2"	2-1/8"	20
CS25-75	1/4"	3/4"	3-1/8"	50
CS38-75	3/8"	3/4"	3-1/8"	35
CS50-75	1/2"	3/4"	3-1/8"	35
CS58-75	5/8"	3/4"	3-1/8"	25
CS75-75	3/4"	3/4"	3-1/8"	25
CS78-75	7/8"	3/4"	3-1/8"	18
CS100-75	1"	3/4"	3-1/8"	15
CS25-100	1/4"	1"	3-1/8"	50
CS38-100	3/8"	1"	3-1/8"	25
CS50-100	1/2"	1"	3-1/8"	25
CS58-100	5/8"	1"	3-1/8"	25
CS75-100	3/4"	1"	3-1/8"	25
CS78-100	7/8"	1"	3-1/8"	18
CS100-100	1"	1"	3-1/8"	15
CS25-150	1/4"	1-1/2"	3-1/8"	50
CS38-150	3/8"	1-1/2"	3-1/8"	20
CS50-150	1/2"	1-1/2"	3-1/8"	20
CS58-150	5/8"	1-1/2"	3-1/8"	20
CS75-150	3/4"	1-1/2"	3-1/8"	20
CS78-150	7/8"	1-1/2"	3-1/8"	17
CS100-150	1"	1-1/2"	3-1/8"	12
CS25-200	1/4"	2"	4"	40
CS38-200	3/8"	2"	4"	20
CS50-200	1/2"	2"	4"	15
CS58-200	5/8"	2"	4"	14
CS75-200	3/4"	2"	4"	14
CS78-200	7/8"	2"	4"	12
CS100-200	1"	2"	4"	12
CS25-250	1/4"	2-1/2"	5"	15
CS50-250	1/2"	2-1/2"	5"	15
CS58-250	5/8"	2-1/2"	5"	15
CS75-250	3/4"	2-1/2"	5"	15
CS78-250	7/8"	2-1/2"	5"	15
CS100-250	1"	2-1/2"	5"	15
CS25-300	1/4"	3"	5"	15
CS50-300	1/2"	3"	5"	15
CS58-300	5/8"	3"	5"	15
CS75-300	3/4"	3"	5"	15
CS78-300	7/8"	3"	5"	13
CS100-300	1"	3"	5"	10
CS25-400	1/4"	4"	6"	15
CS50-400	1/2"	4"	6"	15
CS58-400	5/8"	4"	6"	15
CS75-400	3/4"	4"	6"	14
CS78-400	7/8"	4"	6"	12
CS100-400	1"	4"	6"	10

Note: All with removable caps (except 1/4" and 3/8" grounds and 2-1/2", 3" and 4" reveals. All with connector clips (except 1/4" grounds).

"F" Channel Reveals

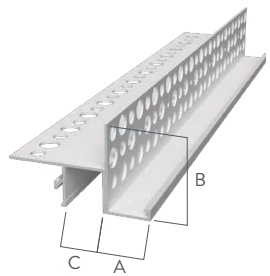



Forms 1/2" to 2" reveals in wall and ceiling designs at the juncture of dissimilar materials.

Product Code	(A) Ground	(B) Overall Width	(C) Reveal	Pieces per Box
FCS25-50	1/4"	1-3/8"	1/2"	50
FCS38-50	3/8"	1-3/8"	1/2"	35
FCS50-50	1/2"	1-3/8"	1/2"	35
FCS58-50	5/8"	1-3/8"	1/2"	25
FCS75-50	3/4"	1-3/8"	1/2"	25
FCS78-50	7/8"	1-3/8"	1/2"	25
FCS100-50	1"	1-3/8"	1/2"	20
FCS25-75	1/4"	2"	3/4"	50
FCS38-75	3/8"	2"	3/4"	35
FCS50-75	1/2"	2"	3/4"	35
FCS58-75	5/8"	2"	3/4"	25
FCS75-75	3/4"	2"	3/4"	25
FCS78-75	7/8"	2"	3/4"	18
FCS100-75	1"	2"	3/4"	15
FCS25-100	1/4"	2-1/8"	1"	50
FCS38-100	3/8"	2-1/8"	1"	35
FCS50-100	1/2"	2-1/8"	1"	35
FCS58-100	5/8"	2-1/8"	1"	25
FC75-100	3/4"	2-1/8"	1"	25
FCS78-100	7/8"	2-1/8"	1"	18
FCS100-100	1"	2-1/8"	1"	15
FCS25-150	1/4"	2-1/8"	1-1/2"	50
FCS38-150	3/8"	2-1/8"	1-1/2"	20
FCS50-150	1/2"	2-1/8"	1-1/2"	20
FCS58-150	5/8"	2-1/8"	1-1/2"	20
FCS75-150	3/4"	2-1/8"	1-1/2"	20
FCS78-150	7/8"	2-1/8"	1-1/2"	17
FCS100-150	1"	2-1/8"	1-1/2"	12
FCS25-200	1/4"	3"	2"	40
FCS38-200	3/8"	3"	2"	20
FCS50-200	1/2"	3"	2"	15
FCS58-200	5/8"	3"	2"	14
FCS75-200	3/4"	3"	2"	14
FCS78-200	7/8"	3"	2"	12
FCS100-200	1"	3"	2"	12

Note: All with removable caps (except 1/4" and 3/8" grounds and 2-1/2", 3" and 4" reveals. All with connector clips (except 1/4" grounds).

Drip Screed Reveals




Designed for stucco or plaster soffits when a drip and a reveal need to be combined.

Product Code	(A) Ground	(B) Flange	(C) Reveal	Pieces per Box
DCS50-50	1/2"	1-3/4"	1/2"	10
DCS58-50	5/8"	1-3/4"	1/2"	10
DCS75-50	3/4"	1-3/4"	1/2"	9
DCS78-50	7/8"	1-3/4"	1/2"	9
DCS100-50	1"	1-3/4"	1/2"	9
DCS50-75	1/2"	1-3/4"	3/4"	10
DCS58-75	5/8"	1-3/4"	3/4"	10
DCS75-75	3/4"	1-3/4"	3/4"	9
DCS78-75	7/8"	1-3/4"	3/4"	9
DCS100-75	1"	1-3/4"	3/4"	9
DCS50-100	1/2"	1-3/4"	1"	10
DCS58-100	5/8"	1-3/4"	1"	10
DCS75-100	3/4"	1-3/4"	1"	9
DCS78-100	7/8"	1-3/4"	1"	9
DCS100-100	1"	1-3/4"	1"	9

Factory Fabricated Channel Reveal Intersections


All ClarkDietrich channel reveal intersections are manufactured in a controlled factory environment to the highest quality standards. Miter cuts are made with precision to ensure a proper fit at all connections. Hot-melt glue is used to create a strong bond for all components. High-performance, foil-backed tape is applied to the back of all intersections to deter water penetration. The quality of ClarkDietrich factory fabricated channel reveal intersections cannot be duplicated on a job site. When quality counts, trust ClarkDietrich.

C - Cross




Add C to the product code, example CS50-50 C

T - Tee




Add T to the product code, example CS50-50 T

IC - Inside Corner




Add IC to the product code, example CS50-50 IC

OC - Outside Corner



Add OC to the product code, example CS50-50 OC

A - Angle



Add A to the product code, example CS50-50 A

EC - End Closure



Add EC to the product code, example CS50-50 EC

Dissimilar Channel Reveal Intersections

Dissimilar channel reveal intersections are available for crosses and tees. Now any two sizes of a channel reveal can be combined to create a unique look for the building exterior.

Please order all of the standard 10 ft. reveal material needs for the project with the intersections to ensure seamless connections.

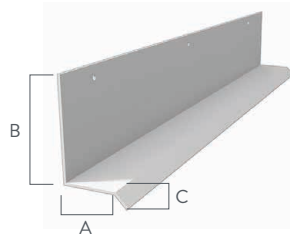

Caulk all intersections, butt joints, ends, and corners at the time of installation. Pieces per carton are determined by product mix per order.

NOTE: All factory fabricated reveal intersections are made-to-order. Please contact your local sales representative for specific lead-times and capabilities on any special intersection at 1-800-645-4695.

Drip Flashing

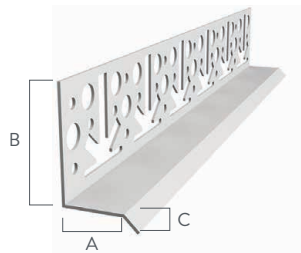

The Drip Scream Flashing is designed to direct moisture away from the head section of any window, door, or wall opening. It can be used at any vertical-to-horizontal transition area on the structure. Shown are various flange heights, including an Arched version. All Drip Scream Flashings are manufactured with a (min.) 92-degree angle to assure positive drainage.

Drip Flashing - 2" Flange



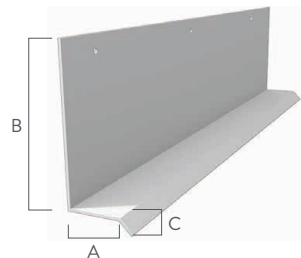

Product Code	(A) Ground	(B) Flange	(C) Drip	Length	Pieces per Box
DCB50-25	1/2"	2"	1/4"	10'	50
DCB58-25	5/8"	2"	1/4"	10'	50
DCB75-25	3/4"	2"	1/4"	10'	50
DCB78-25	7/8"	2"	1/4"	10'	50
DCB100-25	1"	2"	1/4"	10'	50
DCB150-25	1-1/2"	2"	1/4"	10'	50
DCB200-25	2"	2"	1/4"	10'	50
DCB300-25	3"	2"	1/4"	10'	30
DCB400-25	4"	2"	1/4"	10'	30

Archmaker™ Drip Flashing - 2" Flange



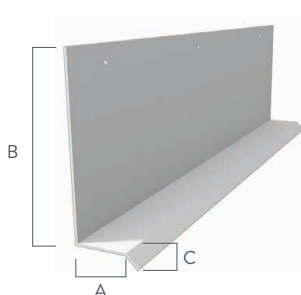

Product Code	(A) Ground	(B) Flange	(C) Drip	Length	Pieces per Box
DCB50-25A	1/2"	2"	1/4"	10'	50
DCB58-25A	5/8"	2"	1/4"	10'	50
DCB75-25A	3/4"	2"	1/4"	10'	50
DCB78-25A	7/8"	2"	1/4"	10'	50
DCB100-25A	1"	2"	1/4"	10'	50
DCB150-25A	1-1/2"	2"	1/4"	10'	50
DCB200-25A	2"	2"	1/4"	10'	50
DCB300-25A	3"	2"	1/4"	10'	35
DCB400-25A	4"	2"	1/4"	10'	35

Drip Flashing - 3" Flange



Product Code	(A) Ground	(B) Flange	(C) Drip	Length	Pieces per Box
DF50-25	1/2"	3"	1/4"	10'	35
DF58-25	5/8"	3"	1/4"	10'	35
DF75-25	3/4"	3"	1/4"	10'	35
DF78-25	7/8"	3"	1/4"	10'	35
DF100-25	1"	3"	1/4"	10'	35
DF150-25	1-1/2"	3"	1/4"	10'	35
DF200-25	2"	3"	1/4"	10'	35
DF300-25	3"	3"	1/4"	10'	25
DF400-25	4"	3"	1/4"	10'	25

Drip Flashing - 3-1/2" Flange




Product Code	(A) Ground	(B) Flange	(C) Drip	Length	Pieces per Box
DFL50-25	1/2"	3-1/2"	1/4"	10'	35
DFL58-25	5/8"	3-1/2"	1/4"	10'	35
DFL75-25	3/4"	3-1/2"	1/4"	10'	35
DFL78-25	7/8"	3-1/2"	1/4"	10'	35
DFL100-25	1"	3-1/2"	1/4"	10'	35
DFL150-25	1-1/2"	3-1/2"	1/4"	10'	35
DFL200-25	2"	3-1/2"	1/4"	10'	35
DFL300-25	3"	3-1/2"	1/4"	10'	25
DFL400-25	4"	3-1/2"	1/4"	10'	25

Note: Also available with BackerBead®. See pages 5 and 20.

Soffit Vents

Soffit vents provide an economical means for venting soffit areas, and ClarkDietrich manufactures many varieties (1-piece, 2-piece, 3-piece). Vent clips are provided for proper connection and alignment of soffit vent. Caulk all intersections, butt joints, ends and corners at the time of installation. If surface area openings are needed for air flow calculations, please contact ClarkDietrich customer service at 1-800-648-4695.

Soffit Vents (One-Piece)




Continuous one-piece Soffit Vent with reinforcing rib to key into stucco and plaster with a perforated flange. Vent clips are provided to connect soffit vent and to assist in alignment, with perforated flange.

Product Code	Ground	Vent Width	Overall Width	Vent Area per LF	Pieces per Box
CS50-200V	1/2"	2"	4"	8 sq. in.	20
CS58-200V	5/8"	2"	4"	8 sq. in.	18
CS75-200V	3/4"	2"	4"	8 sq. in.	15
CS78-200V	7/8"	2"	4"	8 sq. in.	13
CS100-200V	1"	2"	4"	8 sq. in.	12
CS50-300V	1/2"	3"	5"	15 sq. in.	18
CS58-300V	5/8"	3"	5"	15 sq. in.	15
CS75-300V	3/4"	3"	5"	15 sq. in.	15
CS78-300V	7/8"	3"	5"	15 sq. in.	13
CS100-300V	1"	3"	5"	15 sq. in.	12
CS50-400V	1/2"	4"	6"	16 sq. in.	20
CS58-400V	5/8"	4"	6"	16 sq. in.	18
CS75-400V	3/4"	4"	6"	16 sq. in.	14
CS78-400V	7/8"	4"	6"	16 sq. in.	12
CS100-400V	1"	4"	6"	16 sq. in.	10
CS50-600V	1/2"	6"	8"	18 sq. in.	25
CS58-600V	5/8"	6"	8"	18 sq. in.	25
CS75-600V	3/4"	6"	8"	18 sq. in.	25
CS78-600V	7/8"	6"	8"	18 sq. in.	20
CS100-600V	1"	6"	8"	18 sq. in.	18

Note: Items are made to order, lead time will apply.

Contact ClarkDietrich customer service at 1-800-648-4695.

Soffit Vents (One-Piece with Edge Clip)




Continuous one-piece Soffit Vent with reinforcing rib to key into stucco and plaster. Vertical edge clips are provided for special installations. Vent clips are provided to connect the soffit vent and to assist in alignment, with a perforated flange and 1-1/4" vertical flange.

Product Code	Ground	Vent Width	Overall Width	Vent Area per LF	Pieces per Box
CS50-200VF	1/2"	2"	4"	8 sq. in.	16
CS58-200VF	5/8"	2"	4"	8 sq. in.	15
CS75-200VF	3/4"	2"	4"	8 sq. in.	13
CS78-200VF	7/8"	2"	4"	8 sq. in.	12
CS100-200VF	1"	2"	4"	8 sq. in.	10
CS50-300VF	1/2"	3"	5"	15 sq. in.	16
CS58-300VF	5/8"	3"	5"	15 sq. in.	15
CS75-300VF	3/4"	3"	5"	15 sq. in.	13
CS78-300VF	7/8"	3"	5"	15 sq. in.	12
CS100-300VF	1"	3"	5"	15 sq. in.	10
CS50-400VF	1/2"	4"	6"	16 sq. in.	17
CS58-400VF	5/8"	4"	6"	16 sq. in.	15
CS75-400VF	3/4"	4"	6"	16 sq. in.	12
CS78-400VF	7/8"	4"	6"	16 sq. in.	11
CS100-400VF	1"	4"	6"	16 sq. in.	10
CS50-600VF	1/2"	6"	8"	18 sq. in.	15
CS58-600VF	5/8"	6"	8"	18 sq. in.	15
CS75-600VF	3/4"	6"	8"	18 sq. in.	15
CS78-600VF	7/8"	6"	8"	18 sq. in.	15
CS100-600VF	1"	6"	8"	18 sq. in.	12

Note: Items are made to order, lead time will apply.

Contact ClarkDietrich customer service at 1-800-648-4695.

Soffit Vents (Two-Piece Narrow Overhang)




Continuous, two-piece soffit vent for stucco and plaster. Vertical edge clips are provided for special installations. Designed to work on narrow overhangs.

Product Code	Ground	Vent Width	Overall Width	Vent Area per LF	Pieces per Box
CS50-200VZF	1/2"	2"	3-1/4"	8 sq. in.	15
CS58-200VZF	5/8"	2"	3-1/4"	8 sq. in.	15
CS75-200VZF	3/4"	2"	3-1/4"	8 sq. in.	14
CS78-200VZF	7/8"	2"	3-1/4"	8 sq. in.	12
CS100-200VZF	1"	2"	3-1/4"	8 sq. in.	12
CS50-300VZF	1/2"	3"	4-1/4"	15 sq. in.	16
CS58-300VZF	5/8"	3"	4-1/4"	15 sq. in.	15
CS75-300VZF	3/4"	3"	4-1/4"	15 sq. in.	13
CS78-300VZF	7/8"	3"	4-1/4"	15 sq. in.	12
CS100-300VZF	1"	3"	4-1/4"	15 sq. in.	10
CS50-400VZF	1/2"	4"	5-1/4"	16 sq. in.	15
CS58-400VZF	5/8"	4"	5-1/4"	16 sq. in.	15
CS75-400VZF	3/4"	4"	5-1/4"	16 sq. in.	14
CS78-400VZF	7/8"	4"	5-1/4"	16 sq. in.	12
CS100-400VZF	1"	4"	5-1/4"	16 sq. in.	12
CS50-600VZF	1/2"	6"	7-1/4"	18 sq. in.	15
CS58-600VZF	5/8"	6"	7-1/4"	18 sq. in.	15
CS75-600VZF	3/4"	6"	7-1/4"	18 sq. in.	15
CS78-600VZF	7/8"	6"	7-1/4"	18 sq. in.	15
CS100-600VZF	1"	6"	7-1/4"	18 sq. in.	15

Note: Items are made to order, lead time will apply.

Contact ClarkDietrich customer service at 1-800-648-4695.

Misc. Soffit Vents (6", 4", 3", 2", 1-1/2" and 1")



One-piece soffit vent designed for plywood, soffit board, and three-piece stucco and plaster. Vent clips are provided to connect the soffit vents and assist in alignment.

Product Code	Ground	Vent Width	Overall Width	Vent Area per LF	Pieces per Box
V-100	3/8"	1"	2-3/8"	4 sq. in.	40
V-150	3/8"	1-1/2"	2-7/8"	6 sq. in.	40
V-200	3/8"	2"	3-3/8"	8 sq. in.	40
V-300	3/8"	3"	4-3/8"	15 sq. in.	40
V-400	3/8"	4"	5-3/8"	16 sq. in.	25
V-600	3/8"	6"	7-3/8"	16 sq. in.	20


Note: Items are made to order, lead time will apply.

Contact ClarkDietrich customer service at 1-800-648-4695.

Soffit Vents

The Three-Piece vent system has two female components that can be installed during the construction process and left open in the slot. Later, the vent can be inserted into the space, providing a clean finish. Vent clips assist in the alignment of the 10ft. lengths to assure continuous runs. Items below are made to order, lead time will apply. Contact ClarkDietrich customer service at 1-800-648-4695.


Soffit Vents (Three-Piece)



Continuous, three-piece soffit vent for stucco and plaster. Vent clips are provided to connect the soffit vents and to assist in alignment. Three-piece vent with a perforated flange.

Product Code	Ground	Vent Width	Overall Width	Vent Area per LF	Pieces per Box
SV38-100	3/8"	1"	5-1/8"	4 sq. in.	15
SV50-100	1/2"	1"	5-1/8"	4 sq. in.	13
SV58-100	5/8"	1"	5-1/8"	4 sq. in.	13
SV75-100	3/4"	1"	5-1/8"	4 sq. in.	13
SV78-100	7/8"	1"	5-1/8"	4 sq. in.	11
SV100-100	1"	1"	5-1/8"	4 sq. in.	10
SV38-150	3/8"	1-1/2"	5-3/8"	6 sq. in.	15
SV50-150	1/2"	1-1/2"	5-3/8"	6 sq. in.	13
SV58-150	5/8"	1-1/2"	5-3/8"	6 sq. in.	13
SV75-150	3/4"	1-1/2"	5-3/8"	6 sq. in.	13
SV78-150	7/8"	1-1/2"	5-3/8"	6 sq. in.	11
SV100-150	1"	1-1/2"	5-3/8"	6 sq. in.	10
SV38-200	3/8"	2"	6-1/8"	8 sq. in.	15
SV50-200	1/2"	2"	6-1/8"	8 sq. in.	10
SV58-200	5/8"	2"	6-1/8"	8 sq. in.	10
SV75-200	3/4"	2"	6-1/8"	8 sq. in.	9
SV78-200	7/8"	2"	6-1/8"	8 sq. in.	9
SV100-200	1"	2"	6-1/8"	8 sq. in.	9
SV38-300	3/8"	3"	7-1/8"	15 sq. in.	15
SV50-300	1/2"	3"	7-1/8"	15 sq. in.	13
SV58-300	5/8"	3"	7-1/8"	15 sq. in.	11
SV75-300	3/4"	3"	7-1/8"	15 sq. in.	11
SV78-300	7/8"	3"	7-1/8"	15 sq. in.	10
SV100-300	1"	3"	7-1/8"	15 sq. in.	10
SV38-400	3/8"	4"	8-1/8"	16 sq. in.	13
SV50-400	1/2"	4"	8-1/8"	16 sq. in.	10
SV58-400	5/8"	4"	8-1/8"	16 sq. in.	10
SV75-400	3/4"	4"	8-1/8"	16 sq. in.	9
SV78-400	7/8"	4"	8-1/8"	16 sq. in.	9
SV100-400	1"	4"	8-1/8"	16 sq. in.	9
SV38-600	3/8"	6"	10-1/8"	18 sq. in.	15
SV50-600	1/2"	6"	10-1/8"	18 sq. in.	15
SV58-600	5/8"	6"	10-1/8"	18 sq. in.	15
SV75-600	3/4"	6"	10-1/8"	18 sq. in.	15
SV78-600	7/8"	6"	10-1/8"	18 sq. in.	15
SV100-600	1"	6"	10-1/8"	18 sq. in.	15

Soffit Vents (Three-Piece with Edge Clip)





Continuous, three-piece soffit vents for stucco and plaster. Vertical edge clips are provided for special installations. Vent clips are provided to connect soffit vent and to assist in alignment. Three-piece with a clip, a perforated flange, and a 1-1/4" vertical flange.

Product Code	Ground	Vent Width	Overall Width	Vent Area per LF	Pieces per Box
SV38-100F	3/8"	1"	4"	4 sq. in.	15
SV50-100F	1/2"	1"	4"	4 sq. in.	13
SV58-100F	5/8"	1"	4"	4 sq. in.	13
SV75-100F	3/4"	1"	4"	4 sq. in.	13
SV78-100F	7/8"	1"	4"	4 sq. in.	11
SV100-100F	1"	1"	4"	4 sq. in.	10
SV38-150F	3/8"	1-1/2"	4-1/2"	6 sq. in.	15
SV50-150F	1/2"	1-1/2"	4-1/2"	6 sq. in.	13
SV58-150F	5/8"	1-1/2"	4-1/2"	6 sq. in.	13
SV75-150F	3/4"	1-1/2"	4-1/2"	6 sq. in.	13
SV78-150F	7/8"	1-1/2"	4-1/2"	6 sq. in.	11
SV100-150F	1"	1-1/2"	4-1/2"	6 sq. in.	10
SV38-200F	3/8"	2"	5"	8 sq. in.	15
SV50-200F	1/2"	2"	5"	8 sq. in.	10
SV58-200F	5/8"	2"	5"	8 sq. in.	10
SV75-200F	3/4"	2"	5"	8 sq. in.	9
SV78-200F	7/8"	2"	5"	8 sq. in.	9
SV100-200F	1"	2"	5"	8 sq. in.	9
SV38-300F	3/8"	3"	6"	15 sq. in.	15
SV50-300F	1/2"	3"	6"	15 sq. in.	13
SV58-300F	5/8"	3"	6"	15 sq. in.	11
SV75-300F	3/4"	3"	6"	15 sq. in.	11
SV78-300F	7/8"	3"	6"	15 sq. in.	10
SV100-300F	1"	3"	6"	15 sq. in.	10
SV38-400F	3/8"	4"	7"	16 sq. in.	13
SV50-400F	1/2"	4"	7"	16 sq. in.	10
SV58-400F	5/8"	4"	7"	16 sq. in.	10
SV75-400F	3/4"	4"	7"	16 sq. in.	9
SV78-400F	7/8"	4"	7"	16 sq. in.	9
SV100-400F	1"	4"	7"	16 sq. in.	9
SV38-600F	3/8"	6"	9"	18 sq. in.	15
SV50-600F	1/2"	6"	9"	18 sq. in.	15
SV58-600F	5/8"	6"	9"	18 sq. in.	15
SV75-600F	3/4"	6"	9"	18 sq. in.	15
SV78-600F	7/8"	6"	9"	18 sq. in.	15
SV100-600F	1"	6"	9"	18 sq. in.	15

Soffit Vents

The vented drip screeds are designed to address finishing the plaster to the vertical soffit area intersection. These soffit vent parts are fuse-welded together to provide a single, monolithic component. Vent clips help maintain straight, continuous runs in the soffit area. Items below are made to order, lead time will apply. Contact ClarkDietrich customer service at 1-800-648-4695.

Vented Drip Screed




Designed to address finishing the plaster to the vertical soffit area intersection when a drip and soffit vent need to be combined. Vent clips are provided to connect vented drip screed and assist in alignment.

Product Code	Ground	Vent Width	Flange	Vent Area per LF	Pieces per Box
DCS50-200V	1/2"	2"	1-3/4"	8 sq. in.	14
DCS75-200V	3/4"	2"	1-3/4"	8 sq. in.	14
DCS78-200V	7/8"	2"	1-3/4"	8 sq. in.	14
DCS100-200V	1"	2"	1-3/4"	8 sq. in.	14
DCS50-300V	1/2"	3"	1-3/4"	15 sq. in.	12
DCS75-300V	3/4"	3"	1-3/4"	15 sq. in.	12
DCS78-300V	7/8"	3"	1-3/4"	15 sq. in.	12
DCS100-300V	1"	3"	1-3/4"	15 sq. in.	12
DCS50-400V	1/2"	4"	1-3/4"	16 sq. in.	10
DCS75-400V	3/4"	4"	1-3/4"	16 sq. in.	10
DCS78-400V	7/8"	4"	1-3/4"	16 sq. in.	10
DCS100-400V	1"	4"	1-3/4"	16 sq. in.	10
DCS50-600V	1/2"	6"	1-3/4"	18 sq. in.	10
DCS75-600V	3/4"	6"	1-3/4"	18 sq. in.	10
DCS78-600V	7/8"	6"	1-3/4"	18 sq. in.	10
DCS100-600V	1"	6"	1-3/4"	18 sq. in.	10

Note: Dissimilar grounds may be specified.


FCS Soffit Vent



Available in several grounds and widths. Can be ordered with the 300VFZ clip for installation.

Product Code	Ground	Vent Width	Overall Width	Pieces per Box
FCS50-200V	1/2"	2"	3"	20
FCS58-200V	5/8"	2"	3"	18
FCS75-200V	3/4"	2"	3"	15
FCS78-200V	7/8"	2"	3"	13
FCS100-200V	1"	2"	3"	12
FCS50-300V	1/2"	3"	4"	18
FCS58-300V	5/8"	3"	4"	15
FCS75-300V	3/4"	3"	4"	15
FCS78-300V	7/8"	3"	4"	13
FCS100-300V	1"	3"	4"	12
FCS50-400V	1/2"	4"	5"	20
FCS58-400V	5/8"	4"	5"	18
FCS75-400V	3/4"	4"	5"	14
FCS78-400V	7/8"	4"	5"	12
FCS100-400V	1"	4"	5"	10
FCS50-600V	1/2"	6"	7"	25
FCS58-600V	5/8"	6"	7"	25
FCS75-600V	3/4"	6"	7"	25
FCS78-600V	7/8"	6"	7"	20
FCS100-600V	1"	6"	7"	18


Soffit Vent Control Joint Combination



Continuous, one-piece, combination design like a control joint, allowing movement of the plaster with a vent area that has a perforated flange to assist with embedment.

Product Code	Ground	Overall Width	Vented Reveal	Vent Area per LF	Pieces per Box
1538R-200V	3/8"	5"	2"	8 sq. in.	20
1550R-200V	1/2"	5"	2"	8 sq. in.	18
1558R-200V	5/8"	5"	2"	8 sq. in.	18
1575R-200V	3/4"	5"	2"	8 sq. in.	15
1578R-200V	7/8"	5"	2"	8 sq. in.	12
15100R-200V	1"	5"	2"	8 sq. in.	12
1538R-300V	3/8"	6"	3"	15 sq. in.	15
1550R-300V	1/2"	6"	3"	15 sq. in.	15
1558R-300V	5/8"	6"	3"	15 sq. in.	12
1575R-300V	3/4"	6"	3"	15 sq. in.	12
1578R-300V	7/8"	6"	3"	15 sq. in.	10
15100R-300V	1"	6"	3"	15 sq. in.	10
1538R-400V	3/8"	7"	4"	16 sq. in.	12
1550R-400V	1/2"	7"	4"	16 sq. in.	12
1558R-400V	5/8"	7"	4"	16 sq. in.	10
1575R-400V	3/4"	7"	4"	16 sq. in.	8
1578R-400V	7/8"	7"	4"	16 sq. in.	8
15100R-400V	1"	7"	4"	16 sq. in.	8

"F" Series Control Joint and Vent



Designed to work on narrow overhangs where vents are needed to go against fascia or walls. Vent clips are provided to connect soffit vents and a perforated flange aids in embedment.



Product Code	Ground	Overall Width	Vented Reveal	Vent Area per LF	Pieces per Box
F1538R-200V	3/8"	4"	2"	8 sq. in.	20
F1550R-200V	1/2"	4"	2"	8 sq. in.	18
F1558R-200V	5/8"	4"	2"	8 sq. in.	18
F1575R-200V	3/4"	4"	2"	8 sq. in.	15
F1578R-200V	7/8"	4"	2"	8 sq. in.	12
F15100R-200V	1"	4"	2"	8 sq. in.	12
F1538R-300V	3/8"	5"	3"	15 sq. in.	15
F1550R-300V	1/2"	5"	3"	15 sq. in.	15
F1558R-300V	5/8"	5"	3"	15 sq. in.	12
F1575R-300V	3/4"	5"	3"	15 sq. in.	12
F1578R-300V	7/8"	5"	3"	15 sq. in.	10
F15100R-300V	1"	5"	3"	15 sq. in.	10
F1538R-400V	3/8"	6"	4"	16 sq. in.	12
F1550R-400V	1/2"	6"	4"	16 sq. in.	12
F1558R-400V	5/8"	6"	4"	16 sq. in.	10
F1575R-400V	3/4"	6"	4"	16 sq. in.	8
F1578R-400V	7/8"	6"	4"	16 sq. in.	8
F15100R-400V	1"	6"	4"	16 sq. in.	8

Note: F15 Series can be ordered with the 300VFZ clip for installation.

Soffit Vents

Architectural-Style soffit vents with 3/4" long, capsule-like perforations designed to provide a more sophisticated visual effect. The percent of open area on this style of perforation is shown in the charts below as square inches per linear foot. Use vent connector clips to maintain alignment on the long runs of the soffit area.



Architectural Soffit Vent



Series of one-piece soffit vent with a reinforcing rib to key into stucco. 3/4" elongated vent holes. Vent clips are provided to connect soffit vents.

Product Code	Ground	Vent Width	Overall Width	Vent Area per LF	Pieces per Box
ACS-50-200V	1/2"	2"	4"	7 sq. in.	20
ACS-58-200V	5/8"	2"	4"	7 sq. in.	18
ACS-75-200V	3/4"	2"	4"	7 sq. in.	15
ACS-78-200V	7/8"	2"	4"	7 sq. in.	13
ACS-100-200V	1"	2"	4"	7 sq. in.	12
ACS-50-300V	1/2"	3"	5"	8 sq. in.	18
ACS-58-300V	5/8"	3"	5"	8 sq. in.	15
ACS-75-300V	3/4"	3"	5"	8 sq. in.	15
ACS-78-300V	7/8"	3"	5"	8 sq. in.	13
ACS-100-300V	1"	3"	5"	8 sq. in.	12
ACS-50-400V	1/2"	4"	6"	9 sq. in.	20
ACS-58-400V	5/8"	4"	6"	9 sq. in.	18
ACS-75-400V	3/4"	4"	6"	9 sq. in.	14
ACS-78-400V	7/8"	4"	6"	9 sq. in.	12
ACS-100-400V	1"	4"	6"	9 sq. in.	10

"F" Series Architectural Soffit Vent



AFCS Series of one-piece soffit vent with a reinforcing rib to key into stucco. 3/4" elongated vent holes. Vent clips are provided to connect soffit vents.


Product Code	Ground	Vent Width	Overall Width	Vent Area per LF	Pieces per Box
AFCS-50-200V	1/2"	2"	3"	7 sq. in.	20
AFCS-58-200V	5/8"	2"	3"	7 sq. in.	18
AFCS-75-200V	3/4"	2"	3"	7 sq. in.	15
AFCS-78-200V	7/8"	2"	3"	7 sq. in.	13
AFCS-100-200V	1"	2"	3"	7 sq. in.	12
AFCS-50-300V	1/2"	3"	4"	8 sq. in.	18
AFCS-58-300V	5/8"	3"	4"	8 sq. in.	15
AFCS-75-300V	3/4"	3"	4"	8 sq. in.	15
AFCS-78-300V	7/8"	3"	4"	8 sq. in.	13
AFCS-100-300V	1"	3"	4"	8 sq. in.	12
AFCS-50-400V	1/2"	4"	5"	9 sq. in.	20
AFCS-58-400V	5/8"	4"	5"	9 sq. in.	18
AFCS-75-400V	3/4"	4"	5"	9 sq. in.	14
AFCS-78-400V	7/8"	4"	5"	9 sq. in.	12
AFCS-100-400V	1"	4"	5"	9 sq. in.	10

Note: AFCS Series can be ordered with the 300VFZ clip for installation. Items are made to order, lead time will apply. Contact customer service at 1-800-648-4695.

Miscellaneous Components

Miscellaneous components that help improve alignment of long pieces, provide additional intersection needs, and extend component applications.

Connector Clips (For Channel Reveals)





Designed to be used with channel reveals as a base for sealants and to assist in alignment.

Product Code	Channel Reveal Width	Inside	Length
CC50	1/2"	2-1/4"	3"
CC75	3/4"	3-1/4"	3"
CC100	1"	3-1/4"	3"
CC150	1-1/2"	3-1/4"	3"
CC200	2"	4-1/4"	3"
CC250	2-1/2"	5-1/8"	3"
CC300	3"	5-1/8"	3"

Note: Pieces per carton are determined by product mix per order.


Connector Clips (For Control Joints)



Designed to assist in the alignment of control joints and to provide a base for caulking.

Product Code	Ground
CJ38	3/8"
CJ50	1/2"
CJ58	5/8"
CJ75	3/4"
CJ78	7/8"
CJ100	1"

Straight & Mitered Connector Clips (For Soffit Vents)

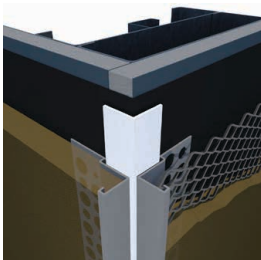


Connects multiple sections and assists in the alignment of soffit vents.

Product Code	Width
VC100	1"
VC150	1-1/2"
VC200	2"
VC300	3"
VC400	4"
VC600	6"
VC100C	1"
VC150C	1-1/2"
VC200C	2"
VC300C	3"
VC400C	4"
VC600C	6"

Note: Pieces per carton are determined by product mix per order.

M Angles



Used with inside and outside corner expansion joints, shadow reveals, etc.


Product Code	Ground	Flange	Pieces per Box
M75-75	3/4"	3/4" x 3/4" angle	100
M100-100	1"	1" x 1" angle	100
M150-150	1-1/2"	1-1/2" x 1-1/2" angle	100
M200-200	2"	2" x 2" angle	50

Note: Other sizes available upon request.

Miscellaneous Components for Applications

Miscellaneous clips are sometimes needed for special applications. These charts help the installer order those as needed. Contact customer service at 1-800-648-4695 if further assistance is required.



VF Clip



Used with drip screed and as drip in special conditions.

Product Code	Ground	Flange	Pieces per Box
300VF	ALL	1-1/4"	70



300VFZ Clip



Designed as a component of soffit vents when used in special conditions.

Product Code	Ground	Flange	Pieces per Box
300VFZ	-	1-1/4"	70



RS300V Clip



Designed as a component of soffit vents when used in special conditions.

Product Code	Ground	Flange	Pieces per Box
RS300V	-	1-1/8"	50

DS15 Drip




Used with drip screed and as drip in special conditions such as soffits, balconies, etc.


Product Code	(A) Ground	(B) Flange	Pieces per Box
DS15-50M	1/2"	1-3/4"	50
DS15-58M	5/8"	1-3/4"	50
DS15-75M	3/4"	1-3/4"	50
DS15-78M	7/8"	1-3/4"	40
DS15-100M	1"	1-3/4"	40

Profile Guide / Stucco


Page 4




Page 5




Page 6




Page 7




Page 9



Page 10




Page 11




Page 11



Page 12



Page 12




Page 13




Page 13




Page 14




Page 15




Page 16



Page 17



Page 18




Page 19



Page 20




Page 21



Profile Guide / Stucco


Page 22




Page 23




Page 24




Page 25



Page 26



Page 27




Page 28




Page 29




Page 30




Page 31




Page 32



Page 33



Page 34



Accessory Specifications

1. PRODUCT NAME

RIGID VINYL ACCESSORIES
FOR PORTLAND CEMENT PLASTER
Rigid Vinyl also known as PVC
(Unplasticized Polyvinyl Chloride)

2. MANUFACTURER

ClarkDietrich
8000 NW 79th Place
Miami, Florida 33166
Phone: 305-477-6464
Fax: 305-477-4108
Toll-Free: 800-648-4695

3. PRODUCT DESCRIPTION

Cement Plaster Accessories are manufactured by ClarkDietrich, using exterior grade, lead-free, vinyl compounds, formulated and tested for exterior use.

Weatherability: Rigid vinyl compounds used by ClarkDietrich are formulated to withstand the elements. Physical properties and color are not adversely affected by exposure to ultraviolet (UV) light from the sun. ClarkDietrich accessories do not contain plasticizers which could migrate to the surface, and are designed and manufactured to perform in cold or warm climates and in locations where sudden large temperature changes are encountered.

Corrosion Resistance: Vinyl accessories are impervious to rust, corrosion, galvanic corrosion, electrolysis, corrosive coastal areas, and are not affected by masonry cement additives, magnesium oxychloride cements, or calcium chloride additives.

Solid Color: Standard colors are gray, tan, brown and white. Custom colors are available.

Paint Adhesion Properties: Excellent, no priming is required.

Ignition Resistance: Rigid vinyl is self-extinguishing, and will not continue to support combustion once flame source is removed; therefore it will not cause a fire to restart or spread. It offers better resistance to burning than many other common building materials.

Electrical Conductivity: Rigid vinyl possesses low electrical conductivity.

Thermal Conductivity: Rigid vinyl has a very low transmission of heat and cold. PVC is considered an excellent insulator.

Expansion and Contraction: Some ClarkDietrich stucco accessories are manufactured with perforations in the flanges to allow mortar to flow through and anchor to substrate. Accessories may have hooks in critical areas to assure embedment in mortar. These factors, along with the fastening of accessories to substrate prior to coating, make the accessories part of the building unit and therefore will move with it as the temperature changes. Consequently, the coefficient of expansion of rigid vinyl has little or no bearing on the installation.

Basic Uses: To produce durable straight lines, smooth curvatures, terminate cementitious or dissimilar materials, relieve moisture from exterior walls, provide flashing and drainage, and protect corners and edges.

4. TECHNICAL DATA

Applicable Standards:

ASTM D1784 - Standard Specification for Rigid Poly (Vinyl Chloride) (PVC) Compounds and Chlorinated Poly (Vinyl Chloride) (CPVC) Compounds
ASTM D4216 cell class 13244C - Standard Specification for Rigid Poly (Vinyl Chloride) (PVC) and Related PVC and Chlorinated Poly (Vinyl Chloride) (CPVC) Building Products Compounds

5. INSTALLATION

Applicable Standards:

ASTM C1063 - Standard Specification for Installation of Lathing and Furring to Receive Interior and Exterior Portland Cement-Based Plaster
ASTM C1861 - Standard Specification for Lathing and Furring Accessories and Fasteners, for Interior and Exterior Portland Cement-Based Plaster
ASTM C1780 - Standard Practice for Installation Methods for Adhered Manufactured Stone Masonry Veneer
Installation shall be in accordance with ASTM standards and prevalent industry standards and good practices, or specific stone veneer manufacturer's instructions. Vinyl accessories shall be fastened by the use of mechanical

attachment to the substrate in straight lines or smooth curves, flashing and/or drainage.
All butt joints, intersections, ends and corners shall be caulked & sealed at time of installation using a high-performance sealant designed for this use. Consult sealant manufacturer or ClarkDietrich for specific recommendations.

Limitations: Contact ClarkDietrich for specific limitations regarding extreme operating temperatures.

6. AVAILABILITY AND COSTS

Most ClarkDietrich accessories are in-stock and will usually be shipped within 24 hours after receipt of order. Accessories are marketed nationwide through distributors and building supply dealers coast-to-coast.

7. PACKAGING

275 lb. test, double wall, corrugated boxes.
Piece counts vary according to item. Verify at www.clarkdietrich.com or your catalog.

8. WARRANTY INFORMATION

Available upon request.

Note: All size references are nominal dimension and subject to normal manufacturing tolerances. All product lengths are 10' unless otherwise stated.

MATERIAL DATA

MINIMUM PROPERTIES	ASTM	@0°F	@32°F	@72°F
Tensile Strength, psi	D638	8,100	7,500	5,900
Tensile Modulus, psi	D638	425,000	400,000	360,000
Flexural Strength, psi	D790	16,500	14,600	11,200
Flexural Modulus, psi	D790	497,000	470,000	415,000
Izod Impact (ft.-lbs./in.)	D256	1.1	1.6	3.4
MISCELLANEOUS MINIMUM PROPERTIES	ASTM			@72°F
Heat Distortion Temperature (°F @ 264 psi)	D648			160
Coefficient of Linear Thermal Expansion (in./in. °F x 10 ⁻⁵)	D696			3.45
Durometer "D" Hardness				78± ³
Specific Gravity				1.46

Code Approvals and Performance Standards

ASTM American Society for Testing and Materials

Product Specifications

ASTM C841/C1063	Veneer and plaster accessories - Interior & Exterior
ASTM C1861	Standard specification for lathing and furring accessories, and fasteners, for interior and exterior portland cement-based plaster

Material Specifications

ASTM D1784	Rigid poly vinyl chloride (PVC) and chlorinated poly vinyl chloride compounds
ASTM D4216	Rigid poly vinyl chloride (PVC) and related PVC and chlorinated poly vinyl chloride (CPVC) building products compounds

Installation Standards

ASTM C1063	Installation of metal plaster base systems
ASTM C1861	Standard specification for lathing and furring accessories, and fasteners, for interior and exterior portland cement-based plaster
ASTM C1780	Installation of adhered manufactured stone veneer

Additional Resources

Installation guide and detailing options for compliance with ASTM C1780 for adhered manufactured stone veneer (from MVMA)

LEED® Credit MR 2

Construction Waste Management (Up to 2 points)

The contribution to LEED must be calculated by the contractor based on weight or volume.

Industry Associations:



Customer Service:

Ph. 1-800-648-4695
www.clarkdietrich.com

Manufacturing Location:

ClarkDietrich
8000 NW 79th Place
Miami, FL 33166

Warehouse Locations:

Riverside, CA	Rochelle, IL
Sacramento, CA	Baltimore, MD
Bristol, CT	Vienna, OH
Miami, FL	Dallas, TX
McDonough, GA	Pasadena, TX

Technical Support:

Phone: 1-888-437-3244

To learn more about how our vinyl solutions for stucco can make all the difference to your projects, call 1-800-648-4695 or visit clarkdietrich.com.

Turn to ClarkDietrich for a complete lineup of steel construction products and services nationwide:

Interior Framing · Exterior Framing · Interior Finishing · Exterior Finishing · Clips/Accessories · Engineering



8000 NW 79th Place
Miami, FL 33166

P 800.648.4695
P 305.477.6464
F 305.477.4108

clarkdietrich.com
Clarkwestern Dietrich Building Systems LLC