

CLARKDIETRICH BUILDING SYSTEMS, LLC ACOUSTICAL PERFORMANCE TEST REPORT

SCOPE OF WORK

ASTM E90 AND ASTM E492 TESTING ON COMO LUXURY VINYL PLANK

SPECIMEN TYPE

ClarkDietrich TradeReady® Steel Joist - 254 mm (10") - ClarkDietrich® Sound Clip - One-Layer USG SHEETROCK® Brand FIRECODE® C Core

REPORT NUMBER

J4775.04-113-11-R1

TEST DATE

03/19/19

ISSUE DATE

04/15/19

REVISED DATE

05/20/19

RECORD RETENTION END

03/19/23

PAGES

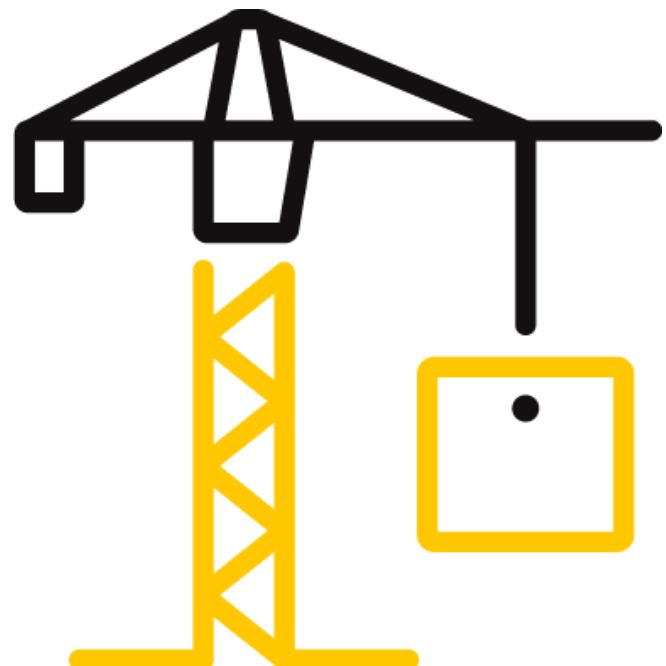
12

DOCUMENT CONTROL

ATI 00629 (03/21/18)

RTTDS-R-AMER-Test-2844

© 2017 INTERTEK



TEST REPORT FOR CLARKDIETRICH BUILDING SYSTEMS, LLC

Report No.: J4775.04-113-11-R1

Date: 05/20/19

REPORT ISSUED TO

CLARKDIETRICH BUILDING SYSTEMS, LLC

9100 Centre Pointe Drive, Suite 210

West Chester, Ohio 45069

SECTION 1

SCOPE

Intertek Building & Construction (B&C) was contracted by ClarkDietrich Building Systems, LLC to perform testing in accordance with ASTM E90 AND ASTM E492 on Como Luxury Vinyl Plank. Results obtained are tested values and were secured by using the designated test method(s). Testing was conducted in the VT test chambers at Intertek B&C located in York, Pennsylvania.

This report does not constitute certification of this product nor an opinion or endorsement by this laboratory.

SECTION 2

SUMMARY OF TEST RESULTS

DATA FILE NO.	J4775.04
SERIES/MODEL:	Como Luxury Vinyl Plank
STC	55
IIC	48

COMPLETED BY: Cody R. Snyder
Technician - Acoustical
TITLE: Testing
SIGNATURE:
DATE: 05/20/19

COMPLETED BY: Daniel B. Mohler
Project Lead - Acoustical
TITLE: Testing
SIGNATURE:
DATE: 05/20/19

This report is for the exclusive use of Intertek's Client and is provided pursuant to the agreement between Intertek and its Client. Intertek's responsibility and liability are limited to the terms and conditions of the agreement. Intertek assumes no liability to any party, other than to the Client in accordance with the agreement, for any loss, expense or damage occasioned by the use of this report. Only the Client is authorized to permit copying or distribution of this report and then only in its entirety. Any use of the Intertek name or one of its marks for the sale or advertisement of the tested material, product or service must first be approved in writing by Intertek. The observations and test results in this report are relevant only to the sample(s) tested. This report by itself does not imply that the material, product, or service is or has ever been under an Intertek certification program.



TEST REPORT FOR CLARKDIETRICH BUILDING SYSTEMS, LLC

Report No.: J4775.04-113-11-R1

Date: 05/20/19

SECTION 3**TEST METHOD(S)**

The specimen was evaluated in accordance with the following:

ASTM E90-09 (2016), *Standard Test Method for Laboratory Measurement of Airborne Sound Transmission Loss of Building Partitions*

ASTM E413-16, *Classification for Rating Sound Insulation*

ASTM E492-09(2016)e1, *Standard Test Method for Laboratory Measurement of Impact Sound Transmission Through Floor-Ceiling Assemblies Using the Tapping Machine*

ASTM E989-18, *Classification for Determination of Impact Insulation Class (IIC)*

ASTM E2235-04 (2012), *Standard Test Method for Determination of Decay Rates for Use in Sound Insulation Test Methods*

SECTION 4**MATERIAL SOURCE/INSTALLATION**

The full test specimen was assembled on the day of testing by B&C. All materials provided by the client were installed on an existing B&C assembly (ClarkDietrich TradeReady® Steel Joist - 254 mm (10") - ClarkDietrich® Sound Clip - One-Layer USG SHEETROCK® Brand FIRECODE® C Core) utilizing B&C-supplied materials. The assembly was installed in a steel test frame which was installed into the opening between the source and receive rooms in the test chamber. The test frame was isolated from the structure with dense neoprene gasket.

The total weight of the floor/ceiling assembly was 909.2 kg / 2004.3 lbs. B&C will store samples of the test specimen for four years. Photographs of the test specimen are included in the report. The client did not supply drawings of the test specimen.

B&C will service this report for the entire test record retention period. Test records, such as detailed drawings, datasheets, representative samples of test specimens, or other pertinent project documentation, will be retained by B&C for the entire test record retention period.

TEST REPORT FOR CLARKDIETRICH BUILDING SYSTEMS, LLC

Report No.: J4775.04-113-11-R1

Date: 05/20/19

**SECTION 5
EQUIPMENT**

INSTRUMENT	MANUFACTURER	MODEL	DESCRIPTION	ASSET #	CAL DATE
Data Acquisition Unit	National Instruments	PXI-4462	Data Acquisition Card	INT00977	08/18 *
Data Acquisition Unit	National Instruments	PXI-4462	Data Acquisition Card	65124	05/18 *
Data Acquisition Unit	National Instruments	PXI-4462	Data Acquisition Card	63763-1	06/18 *
Microphone Calibrator	Norsonic	Nor1251	Acoustical Calibrator	65105	06/18
Receive Room Microphone	PCB Piezotronics	378C20	Microphone and Preamplifier	65617	06/18
Receive Room Microphone	PCB Piezotronics	378B20	Microphone and Preamplifier	64340	09/18
Receive Room Microphone	PCB Piezotronics	378B20	Microphone and Preamplifier	63745	06/18
Receive Room Microphone	PCB Piezotronics	378B20	Microphone and Preamplifier	63746	09/18
Receive Room Microphone	PCB Piezotronics	378B20	Microphone and Preamplifier	63747	07/18
Receive Room Environmental Indicator	Comet	T7510	Temperature and Humidity Transmitter	63810	10/18
				63811	10/18
Source Room Microphone	PCB Piezotronics	378C20	Microphone and Preamplifier	63744	04/18
Source Room Microphone	PCB Piezotronics	378C20	Microphone and Preamplifier	63739	04/18
Source Room Microphone	PCB Piezotronics	378C20	Microphone and Preamplifier	63740	04/18
Source Room Microphone	PCB Piezotronics	378C20	Microphone and Preamplifier	INT00653	01/19
Source Room Microphone	PCB Electronics	378C20	Microphone and Preamplifier	63741	04/18
Source Room Environmental Indicator	Comet	T7510	Temperature and Humidity Transmitter	63812	10/18
Tapping Machine	Norsonic	Nor277	Tapping Machine	INT00936	12/18

* The calibration frequency for this equipment is every two years per the manufacturer's recommendation.

VT RECEIVE ROOM VOLUME	156.8 m ³ (5537.26 ft ³)
VT SOURCE ROOM VOLUME	190 m ³ (6709.79 ft ³)

**SECTION 6
LIST OF OFFICIAL OBSERVERS**

NAME	COMPANY
Daniel R. Deickman	Intertek B&C
Daniel B. Mohler	Intertek B&C

TEST REPORT FOR CLARKDIETRICH BUILDING SYSTEMS, LLC

Report No.: J4775.04-113-11-R1

Date: 05/20/19

SECTION 7**TEST PROCEDURE**

The microphones were calibrated before conducting the tests. The air temperature and relative humidity conditions were monitored and recorded during all measurements. The average temperature and humidity of both the source and received rooms are listed in Sections 10 and 11. The maximum and minimum temperatures and humidities of the receive room from the duration of the test are listed in Sections 12 and 13.

The airborne transmission loss test was conducted in accordance with the ASTM E90 test method using the single direction method. Two background noise sound pressure level and five sound absorption measurements were conducted at each of five microphone positions. Two sound pressure level measurements were made simultaneously in both rooms, at each of five microphone positions.

The impact sound transmission test was conducted in accordance with the ASTM E492 test method. Two background noise sound pressure level, two sound pressure level measurements with the tapping machine operating at each position specified by ASTM E492, and five sound absorption measurements were conducted at each of five microphone positions.

Detailed test procedures, data for flanking limit tests, repeatability measurements, and reference specimen tests are available upon request.

SECTION 8**TEST CALCULATIONS**

The STC (Sound Transmission Class) and IIC (Impact Insulation Class) ratings were calculated in accordance with ASTM E413 and ASTM E989, respectively.

TEST REPORT FOR CLARKDIETRICH BUILDING SYSTEMS, LLC

Report No.: J4775.04-113-11-R1

Date: 05/20/19

SECTION 9

TEST SPECIMEN DESCRIPTION

MATERIAL	Dimensions (mm/inch)	Thickness (mm/inch)	MANUFACTURER AND SERIES	QUANTITY	AVERAGE WEIGHT
Luxury Vinyl Plank	1220 by 150 48 by 5.9	5.5 / 0.22	Shaw Como	10.98 m ² 118.19 ft ²	6.2 kg/m ² 1.27 lb/ft ²
	Note: Loose laid				
Floor Underlayment	3023 by 3632 119 by 143	25.4 / 1	USG Levelrock® Brand CSD® Early Exposure™	10.98 m ² 118.19 ft ²	45.89 kg/m ² 9.4 lb/ft ²
	Note: Poured directly onto the subfloor underlayment, cured a minimum of 14 days. The gypsum panel had a closed cell foam perimeter isolation. No noticeable shrinkage or cracking was visible on the specimen.				
Sound Attenuation Mat	3023 by 1003.3 119 by 39.5	6.4 / 0.25	USG Levelrock® Brand SAM- N25™	10.98 m ² 118.19 ft ²	0.49 kg/m ² 0.1 lb/ft ²
	Note: Loose laid with seams overlapping and taped				
Steel Floor Deck	3023 by 914.4 119 by 36	14.6 / 0.57	22-Gauge Corrugated	10.98 m ² 118.19 ft ²	6.7 kg/m ² 1.37 lb/ft ²
	Note: Installed in a test frame flush to the source room. Flutes filled with FIRM-FILL® CSD. The depth of the deck flutes was 14.3 mm (9/16") and the measured thickness of the metal was 0.7 mm (0.03").				
Fiberglass Insulation	520.7 by 3023 20.5 by 119	88.9 / 3.5	Johns Manville Unfaced R- 13	10.98 m ² 118.19 ft ²	1.32 kg/m ² 0.27 lb/ft ²
	Note: Installed into the cavities between the joists, draped across furring/hat Channel.				
Steel Joist	3023 by 3632 119 by 143	254 / 10	ClarkDietrich TradeReady®	21.16 lin m 69.42 lin ft	4.78 kg/m 3.21 lb/ft
	Note: Installed on 610 mm (24") centers using Trade Ready® rim track.				
Resilient Sound Isolation Clip	76.2 by 36.5 3 by 1.4	31.8 / 1.25	ClarkDietrich® Sound Clip	24 clips 24 clips	0.06 kg/clip 0.14 lb/clip
	Note: Installed in a 610 mm by 1219 mm (24" by 48") grid pattern.				
Furring/Hat Channel	3657.6 by 76.2 144 by 3	22.3 / 0.88	ClarkDietrich® 087F125-18	21.95 lin m 72 lin ft	0.48 kg/m 0.32 lb/ft
	Note: Installed on 610 mm (24") centers perpendicular to the joists. The measured thickness of the metal was 0.7 mm (0.03").				
Gypsum Panel	1219 by 3023 48 by 119	15.9 / 0.63	USG SHEETROCK® Brand FIRECODE® C Core	10.98 m ² 118.19 ft ²	11.9 kg/m ² 2.44 lb/ft ²
	Note: Fastened to the channels on 203 mm (8") centers with 25.4 mm (1") Type S bugle head screws. The seams of the gypsum panels were sealed with Pecora AC-20 FTR caulk and covered with pressure sensitive tape.				

TEST REPORT FOR CLARKDIETRICH BUILDING SYSTEMS, LLC

Report No.: J4775.04-113-11-R1

Date: 05/20/19

SECTION 10

TEST RESULTS - AIRBORNE SOUND TRANSMISSION LOSS



TEST DATE	3/19/2019				
DATA FILE NO.	J4775.04				
CLIENT	ClarkDietrich Building Systems, LLC				
DESCRIPTION	5.5 mm (0.22") Shaw Como Luxury Vinyl Plank, 25.4 mm (1") USG Levelrock® Brand CSD® Early Exposure™ Floor Underlayment, 6.4 mm (0.25") USG Levelrock® Brand SAM-N25™ Sound Attenuation Mat, 14.57 mm (0.57") 22-Gauge Corrugated Steel Floor Deck, 88.9 mm (3.5") Johns Manville Unfaced R-13 Fiberglass Insulation, 254 mm (10") ClarkDietrich TradeReady® Steel Joist, 31.75 mm (1.25") ClarkDietrich® Sound Clip Resilient Sound Isolation Clip, 22.3 mm (0.88") ClarkDietrich® 087F125-18 Furring/Hat Channel, 15.9 mm (0.63") USG SHEETROCK® Brand FIRECODE® C Core Gypsum Panel				
SPECIMEN AREA	10.98 m ²	Receive Temp.	17.5°C (63.5°F)	Source Temp.	18.2°C (64.8°F)
TECHNICIAN	DRD	Receive Humidity	52%	Source Humidity	52%

FREQ (Hz)	BACKGROUND SPL (dB)	ABSORPTION m ²	SOURCE SPL (dB)	RECEIVE SPL (dB)	SPECIMEN TL (dB)	95% CONFIDENCE LIMIT	NUMBER OF DEFICIENCIES
50	40.9	26.9	108	73	32	3.7	-
63	35	24.7	108	66	39	3.9	-
80	31.6	18.6	112	73	38	2.7	-
100	30.0	14.6	107	70	38	2.0	-
125	29.8	12.0	106	65	42	1.7	0
160	25.6	9.9	105	66	41	1.6	1
200	21.1	10.6	102	58	45	1.7	0
250	17.5	10.1	102	55	49	1.2	0
315	19.5	9.8	107	57	51	0.7	0
400	15.3	8.6	102	55	48	0.5	6
500	16.8	8.1	101	56	47	0.5	8
630	20.1	7.9	102	54	50	0.5	6
800	19.7	7.8	103	53	51	0.5	6
1000	19.2	7.8	103	50	54	0.4	4
1250	16.5	7.9	103	44	61	0.4	0
1600	11.3	8.1	102	40	64	0.3	0
2000	9.2	9.2	103	40	66	0.3	0
2500	7.0	10.2	101	36	67	0.3	0
3150	5.8	11.6	101	36	66	0.3	0
4000	5.5	13.6	100	36	63	0.6	0
5000	5.7	16.0	100	33	65	0.6	-
6300	6.1	20.4	99	30	66	0.7	-
8000	6.6	27.5	98	30	63	0.8	-
10000	6.7	27.5	98	29	65	1.2	-
STC Rating	55	<i>(Sound Transmission Class)</i>			Sum of Deficiencies	31	

- Notes:**
- 1) Receive Room levels less than 5 dB above the Background levels are highlighted in yellow.
 - 2) Specimen TL levels listed in red are potentially limited by the laboratory flanking limit.
 - 3) Specimen TL levels listed in blue indicate the lower limit of the transmission loss.
 - 4) Specimen TL levels listed in green indicate that there has been a filler wall correction applied

TEST REPORT FOR CLARKDIETRICH BUILDING SYSTEMS, LLC

Report No.: J4775.04-113-11-R1

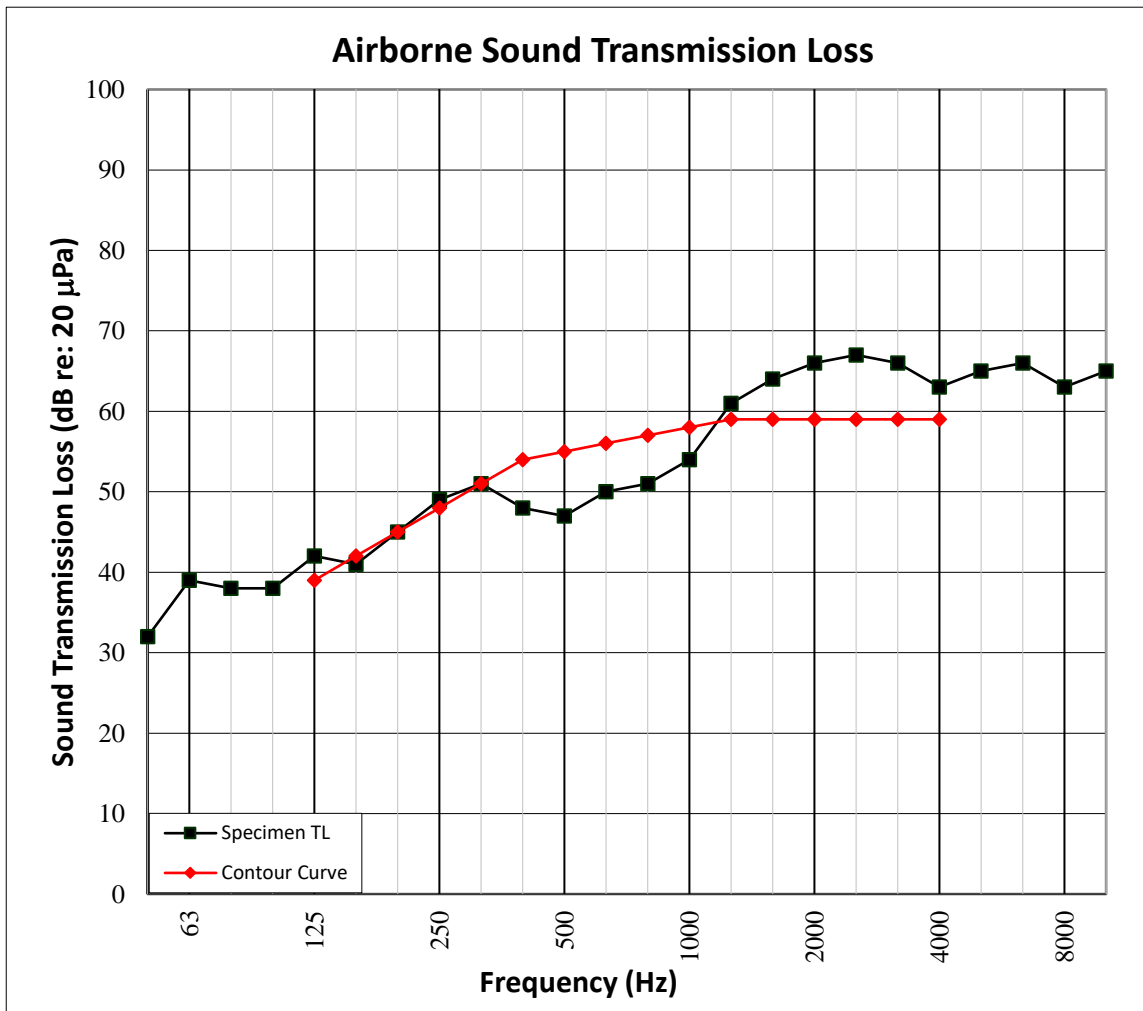
Date: 05/20/19

SECTION 11

TEST RESULTS - AIRBORNE SOUND TRANSMISSION LOSS GRAPH



TEST DATE	3/19/2019				
DATA FILE NO.	J4775.04				
CLIENT	ClarkDietrich Building Systems, LLC				
DESCRIPTION	5.5 mm (0.22") Shaw Como Luxury Vinyl Plank, 25.4 mm (1") USG Levelrock® Brand CSD® Early Exposure™ Floor Underlayment, 6.4 mm (0.25") USG Levelrock® Brand SAM-N25™ Sound Attenuation Mat, 14.57 mm (0.57") 22-Gauge Corrugated Steel Floor Deck, 88.9 mm (3.5") Johns Manville Unfaced R-13 Fiberglass Insulation, 254 mm (10") ClarkDietrich TradeReady® Steel Joist, 31.75 mm (1.25") ClarkDietrich® Sound Clip Resilient Sound Isolation Clip, 22.3 mm (0.88") ClarkDietrich® 087F125-18 Furring/Hat Channel, 15.9 mm (0.63") USG SHEETROCK® Brand FIRECODE® C Core Gypsum Panel				
SPECIMEN AREA	10.98 m ²	Receive Temp.	17.5°C (63.5°F)	Source Temp.	18.2°C (64.8°F)
TECHNICIAN	DRD	Receive Humidity	52%	Source Humidity	52%



TEST REPORT FOR CLARKDIETRICH BUILDING SYSTEMS, LLC

Report No.: J4775.04-113-11-R1

Date: 05/20/19

SECTION 12

TEST RESULTS - IMPACT SOUND TRANSMISSION



TEST DATE	3/19/2019				
DATA FILE NO.	J4775.04				
CLIENT	ClarkDietrich Building Systems, LLC				
DESCRIPTION	5.5 mm (0.22") Shaw Como Luxury Vinyl Plank, 25.4 mm (1") USG Levelrock® Brand CSD® Early Exposure™ Floor Underlayment, 6.4 mm (0.25") USG Levelrock® Brand SAM-N25™ Sound Attenuation Mat, 14.57 mm (0.57") 22-Gauge Corrugated Steel Floor Deck, 88.9 mm (3.5") Johns Manville Unfaced R-13 Fiberglass Insulation, 254 mm (10") ClarkDietrich TradeReady® Steel Joist, 31.75 mm (1.25") ClarkDietrich® Sound Clip Resilient Sound Isolation Clip, 22.3 mm (0.88") ClarkDietrich® 087F125-18 Furring/Hat Channel, 15.9 mm (0.63") USG SHEETROCK® Brand FIRECODE® C Core Gypsum Panel				
SPECIMEN AREA	10.98 m ²	Maximum Temp.	17.6°C (63.7°F)	Minimum Temp.	17.4°C (63.3°F)
TECHNICIAN	DRD	Max. Humidity	53%	Min. Humidity	51%

FREQ (Hz)	BACKGROUND SPL (dB)	ABSORPTION m ²	NORMALIZED IMPACT SPL (dB)	95% CONFIDENCE LIMIT	NUMBER OF DEFICIENCIES
50	44.1	28.6	70	2.4	-
63	38.3	21.8	65	2.5	-
80	32.7	19.2	68	1.3	-
100	32.2	14.3	67	1.5	3
125	30.1	11.8	66	1.7	2
160	26.1	9.1	65	0.8	1
200	22.7	11.4	65	0.6	1
250	17.7	10.2	65	0.9	1
315	19.8	9.4	64	0.5	0
400	15.3	8.5	66	0.3	3
500	17.0	8.1	66	0.3	4
630	19.7	7.9	65	0.3	4
800	19.1	7.9	66	0.2	6
1000	18.8	7.9	61	0.2	2
1250	16.1	7.8	53	0.2	0
1600	12.2	8.1	45	0.3	0
2000	10.1	9.2	42	0.3	0
2500	7.5	10.2	37	0.2	0
3150	6.2	11.6	30	0.3	0
4000	5.5	13.6	23	0.3	-
5000	5.8	16.0	19	0.4	-
6300	6.1	20.8	16	0.7	-
8000	6.6	27.7	13	0.8	-
10000	6.7	27.7	11	0.7	-
IIC Rating	48	<i>(Impact Insulation Class)</i>		Sum of Deficiencies	27

Notes: Receive Room levels less than 5 dB above the Background levels are highlighted in yellow.

TEST REPORT FOR CLARKDIETRICH BUILDING SYSTEMS, LLC

Report No.: J4775.04-113-11-R1

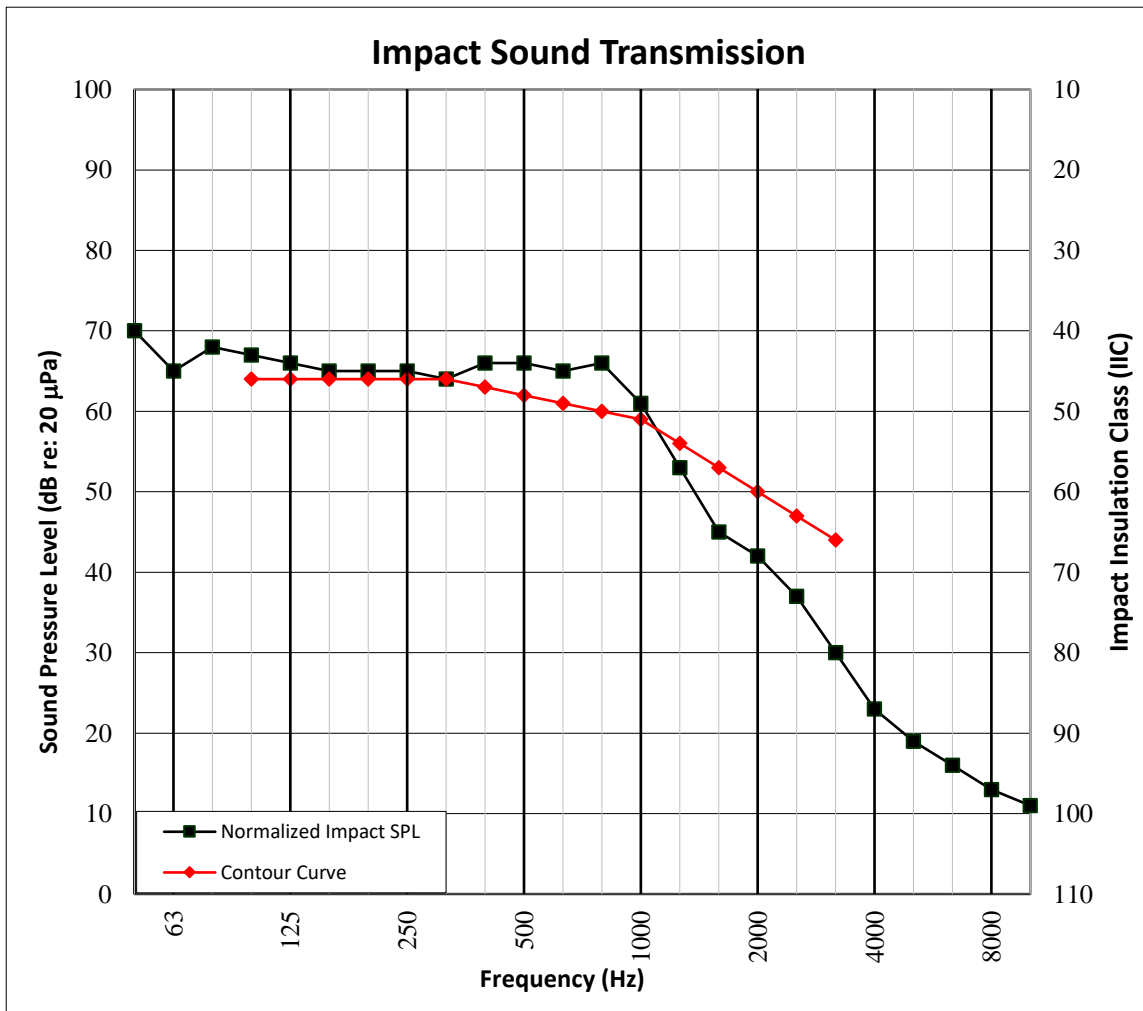
Date: 05/20/19

SECTION 13

TEST RESULTS - IMPACT SOUND TRANSMISSION GRAPH



TEST DATE	3/19/2019				
DATA FILE NO.	J4775.04				
CLIENT	ClarkDietrich Building Systems, LLC				
DESCRIPTION	5.5 mm (0.22") Shaw Como Luxury Vinyl Plank, 25.4 mm (1") USG Levelrock® Brand CSD® Early Exposure™ Floor Underlayment, 6.4 mm (0.25") USG Levelrock® Brand SAM-N25™ Sound Attenuation Mat, 14.57 mm (0.57") 22-Gauge Corrugated Steel Floor Deck, 88.9 mm (3.5") Johns Manville Unfaced R-13 Fiberglass Insulation, 254 mm (10") ClarkDietrich TradeReady® Steel Joist, 31.75 mm (1.25") ClarkDietrich® Sound Clip Resilient Sound Isolation Clip, 22.3 mm (0.88") ClarkDietrich® 087F125-18 Furring/Hat Channel, 15.9 mm (0.63") USG SHEETROCK® Brand FIRECODE® C Core Gypsum Panel				
SPECIMEN AREA	10.98 m ²	Maximum Temp.	17.6°C (63.7°F)	Minimum Temp.	17.4°C (63.3°F)
TECHNICIAN	DRD	Max. Humidity	53%	Min. Humidity	51%



TEST REPORT FOR CLARKDIETRICH BUILDING SYSTEMS, LLC

Report No.: J4775.04-113-11-R1

Date: 05/20/19

SECTION 14

PHOTOGRAPHS



Photo No. 1
Source Room View of Test Specimen Installation



Photo No. 2
Receive Room View of Test Specimen Installation



Total Quality. Assured.

130 Derry Court
York, PA 17406

Telephone: 717-764-7700
Facsimile: 717-764-4129
www.intertek.com/building

TEST REPORT FOR CLARKDIETRICH BUILDING SYSTEMS, LLC

Report No.: J4775.04-113-11-R1

Date: 05/20/19

SECTION 15

REVISION LOG

REVISION #	DATE	PAGES	DESCRIPTION
R0	04/15/19	N/A	Original Report Issue
R1	05/20/19	All	Sound clip name corrected