

Test Report

SPONSOR: **ClarkDietrich**
West Chester, OH

Impact Sound Transmission
RAL™-IN21-009

CONDUCTED: 2021-01-26

Page 1 of 14

ON: 8-Inch Concrete Slab with tiled carpet flooring, insulated single-layer gypsum board ceiling on ClarkDietrich Sound Clips™ (CDSC)

TEST METHODOLOGY

Riverbank Acoustical Laboratories™ is accredited by the U.S. Department of Commerce, National Institute of Standards and Technology (NIST) under the National Voluntary Laboratory Accreditation Program (NVLAP) as an ISO 17025:2017 Laboratory (NVLAP Lab Code: 100227-0) and for this test procedure. The test reported in this document conformed explicitly with ASTM E492-09: "Standard Test Method for Laboratory Measurement of Impact Sound Transmission Through Floor-Ceiling Assemblies Using the Tapping Machine." The single number rating of the specimen was calculated according to ASTM E989-18: "Standard Classification for Determination of Single-Number Metrics for Impact Noise." A description of the measurement procedure and room specifications are available upon request. The results presented in this report apply to the individual test specimen as described and assembled.

INFORMATION PROVIDED BY SPONSOR

The test specimen was designated by the sponsor as 8-Inch Concrete Slab with tiled carpet flooring, insulated single-layer gypsum board ceiling on ClarkDietrich Sound Clips™ (CDSC). The following nominal product information was provided by the sponsor prior to testing. The accuracy of such sponsor-provided information can affect the validity of the test results.

Products Under Test

Isolating Clips

Trade Name: ClarkDietrich Sound Clips™ (CDSC)

Manufacturer: ClarkDietrich

Furring Channel

Trade Name: 087F125-18 (33ksi, G40EQ)

Material: 7/8 in. Furring/Hat Channel – 25 ga (18 mils)

Manufacturer: ClarkDietrich

Test Report

ClarkDietrich
2021-01-26

RAL™-IN21-009
Page 2 of 14

SPECIMEN MEASUREMENTS & TEST CONDITIONS

The construction contractor (Seth Priser) and RAL staff compiled a detailed construction specification as follows, in order of installation:

Concrete Slab

Material: Wire-reinforced concrete
Dimensions: 4 @ 610 mm (24 in.) x 4267 mm (168 in.)
Thickness: 203 mm (8 in.)
Overall Weight: 5023.08 kg (11074 lbs)
Mass per Unit Area: 482.75 kg/m² (98.875 lbs/ft²)
Installation: Laid in test opening over 152.4 mm (6 in.) wide knee walls constructed from isolated wood framing
Joint undersides sealed with acoustical caulk and tape
Top of joints filled with general purpose sand, sealed with premixed masonry joint compound

Ceiling Assembly

Isolating Clips

Material: Metal, rubber (see Products Under Test)
Dimensions: 76 mm (3 in.) long by 35 mm (1.375 in.) wide
Thickness: 32 mm (1.25 in.)
Installation: Fastened through center to anchor holes in underside of concrete slabs
Staggered array, spaced 1219 mm (48 in.) on center, 16 pieces total
Overall Weight: 1.02 kg (2.25 lbs)

Furring Channel

Material: Steel furring channel (see Products Under Test)
Dimensions: 7 @ 2463.8 mm (97 in.) long by 69 mm (2.72 in.) wide
Formed Depth: 22.2 mm (0.875 in.)
Steel Thickness: 0.49 mm (0.019 in.)
Installation: Clipped in to isolating clips, oriented perpendicular to concrete slab
Overall Weight: 6.58 kg (14.5 lbs)
Mass per Unit Length: 0.38 kg/m (0.26 lbs/ft)

ClarkDietrich
2021-01-26

RAL™-IN21-009
Page 3 of 14

Ceiling Assembly (continued)

Insulation

Material: R-6.7 unfaced fiberglass insulation
Dimensions: 406 mm (16 in.) wide by 1219 mm (48 in.) long pieces
Thickness: 51 mm (2 in.)
Installation: Draped over furring channel
Orientation: Length of pieces perpendicular to furring channel
Overall Weight: 4.31 kg (9.5 lbs)
Density: 8.78 kg/m³ (0.55 lbs/ft³)

Gypsum Layer 1

Material: Type X gypsum board
Manufacturer: USG
Brand name: Sheetrock® brand, Firecode® core (type X)
Dimensions: 1219 mm (48 in.) wide by 2616 mm (103 in.) long
1219 mm (48 in.) wide by 2584.5 mm (101.75 in.) long
1219 mm (48 in.) wide by 1384 mm (54.5 in.) long
1219 mm (48 in.) wide by 1346 mm (53 in.) long
Thickness: 15.9 mm (0.625 in.)
Installation: Fastened to furring channel at center flange
Fasteners: Type S bugle head drywall screws @ 31.8 mm (1.25 in.)
Fastener Spacing: 610 mm (24 in.) on center
Overall Weight: 105.23 kg (232 lbs)
Mass per Unit Area: 10.88 kg/m² (2.23 lbs/ft²)

Note: Joints and screw heads on the exposed face of the gypsum board in the receive room were treated with a thin bead of acoustical sealant and metal tape (0.23 kg (0.5 lbs) total).

Carpet Flooring

Materials: Tufted carpet on semirigid polymer backer
Dimensions: 28 tiles @ 610 mm (24 in.) by 610 mm (24 in.)
Thickness: 6.35 mm (0.25 in.)
Installation: Adhered with integrated adhesive strips over concrete slab
Overall Weight: 32.09 kg (70.75 lbs)
Mass per Unit Area: 3.08 kg/m² (0.63 lbs/ft²)

Test Report

ClarkDietrich
2021-01-26

RAL™-IN21-009
Page 4 of 14

Overall Specimen Measurements

Dimensions: 2.44 m (96.0 in) wide by 4.27 m (168 in.) long
Thickness: 264 mm (10.375 in)
Weight: 5172.54 kg (11403.5 lbs)
Overall Area: 10.405 m² (112 ft²)
Mass per Unit Area: 549.44 kg/m² (112.53 lbs/ft²)

Test Aperture

Opening Size: 4.27 m (14.0 ft) x 6.10 m (20.0 ft)
Filler Wall: Yes
Aperture Size: 2.44 m (96.0 in) wide by 3.86 m (152.0 in) long
Transmission Area: 9.414 m² (101.33 ft²)
Sealed: Entire periphery (both sides) with dense mastic

Test Environment

Source Room

Volume: 130.84 m³
Temperature: 21.1 °C ± 0.0 °C
Relative Humidity: 50.0 % ± 0.0 %

Receive Room

Volume: 82.07 m³
Temperature: 22.2 °C ± 0.0 °C
Relative Humidity: 48.5 % ± 1.0 %

Requirements

Temperature: 22° C +/- 5° C, not more than 3° C change over all tests.
Relative Humidity: ≥ 30% RH; not more than +/- 3% change over all tests.

Test Report

ClarkDietrich
2021-01-26

RAL™-IN21-009
Page 5 of 14



Figure 1 – Specimen mounted in test opening, as viewed from source room



Figure 2 – Specimen mounted in test opening, as viewed from receive room

Test Report

ClarkDietrich
2021-01-26

RAL™-IN21-009
Page 6 of 14



Figure 3 – Concrete slabs prior to installation of carpet flooring, viewed from source room



Figure 4 – Detail of product under test

Test Report

ClarkDietrich
2021-01-26

RAL™-IN21-009
Page 7 of 14



Figure 5 – Detail of product under test



Figure 6 – Isolating clips installed to bottom of concrete slabs

Test Report

ClarkDietrich
2021-01-26

RAL™-IN21-009
Page 8 of 14



Figure 7 – Furring channel being installed to product under test



Figure 8 – Furring channel and insulation installed below slabs

Test Report

ClarkDietrich
2021-01-26

RAL™-IN21-009
Page 9 of 14



Figure 9 –Gypsum board partially installed to furring channel



Figure 10 –Carpet flooring partially installed

Test Report

ClarkDietrich
2021-01-26

RAL™-IN21-009
Page 10 of 14

TEST RESULTS

The averaged sound pressure levels, normalized to a receive room reference absorption of 10 m², are tabulated at the sixteen standard frequencies. A graphic presentation of the data and additional information appear on the following pages. The 95% confidence interval for the sound pressure level in the receive room is below the limits specified in Section A1.4 of ASTM E492-09.

<u>FREQ.</u>	<u>L_n</u>	<u>ΔL_n</u>	<u>DEV</u>	<u>FREQ.</u>	<u>L_n</u>	<u>ΔL_n</u>	<u>DEV</u>
100	59	2.30	8	800	9**	2.51	0
125	48	3.29	0	1000	7**	1.15	0
160	46	4.18	0	1250	3**	0.51	0
200	41	3.90	0	1600	4**	0.20	0
250	46	4.15	0	2000	3**	0.24	0
315	36	4.81	0	2500	3**	0.30	0
400	28	4.87	0	3150	5**	0.55	0
500	21*	4.40	0				
630	15**	3.89	0				

IIC=61

ABBREVIATION INDEX

FREQ. = FREQUENCY, HERTZ, (cps)

L_n = NORMALIZED SOUND PRESSURE LEVEL, dB

ΔL_n = 95% UNCERTAINTY LIMIT FOR L_n, dB

DEV. = DEVIATION FROM SHIFTED IIC CONTOUR, dB (SUM OF DEV = 8)

IIC = IMPACT INSULATION CLASS

* = LEVEL CORRECTED DUE TO BACKGROUND NOISE PER E492 SEC 10.2.2


** = LEVEL CORRECTED DUE TO BACKGROUND NOISE PER E492 SEC 10.2.3

Tested by


Dean Victor

Lead Experimentalist

Report by


Malcolm Kelly

Test Engineer, Acoustician

Approved by


Eric P. Wolfram

Laboratory Manager



NVLAP LAB CODE 100227-0

RIVERBANK ACOUSTICAL LABORATORIES IS ACCREDITED BY NVLAP (LAB CODE 100227-0) FOR ACOUSTICAL TESTING SERVICES IN ACCORDANCE WITH ISO/IEC 17025:2017 AND FOR THIS PROCEDURE. THIS REPORT MUST NOT BE USED BY THE CLIENT TO CLAIM PRODUCT CERTIFICATION, APPROVAL, OR ENDORSEMENT BY RAL, NVLAP, NIST, OR ANY AGENCY OF THE U.S. GOVERNMENT.

THIS REPORT SHALL NOT BE MODIFIED WITHOUT THE WRITTEN APPROVAL OF RAL. THE RESULTS REPORTED APPLY ONLY TO THE SPECIFIC SAMPLE SUBMITTED FOR TESTING; RAL ASSUMES NO RESPONSIBILITY FOR THE PERFORMANCE OF ANY OTHER SAMPLE.

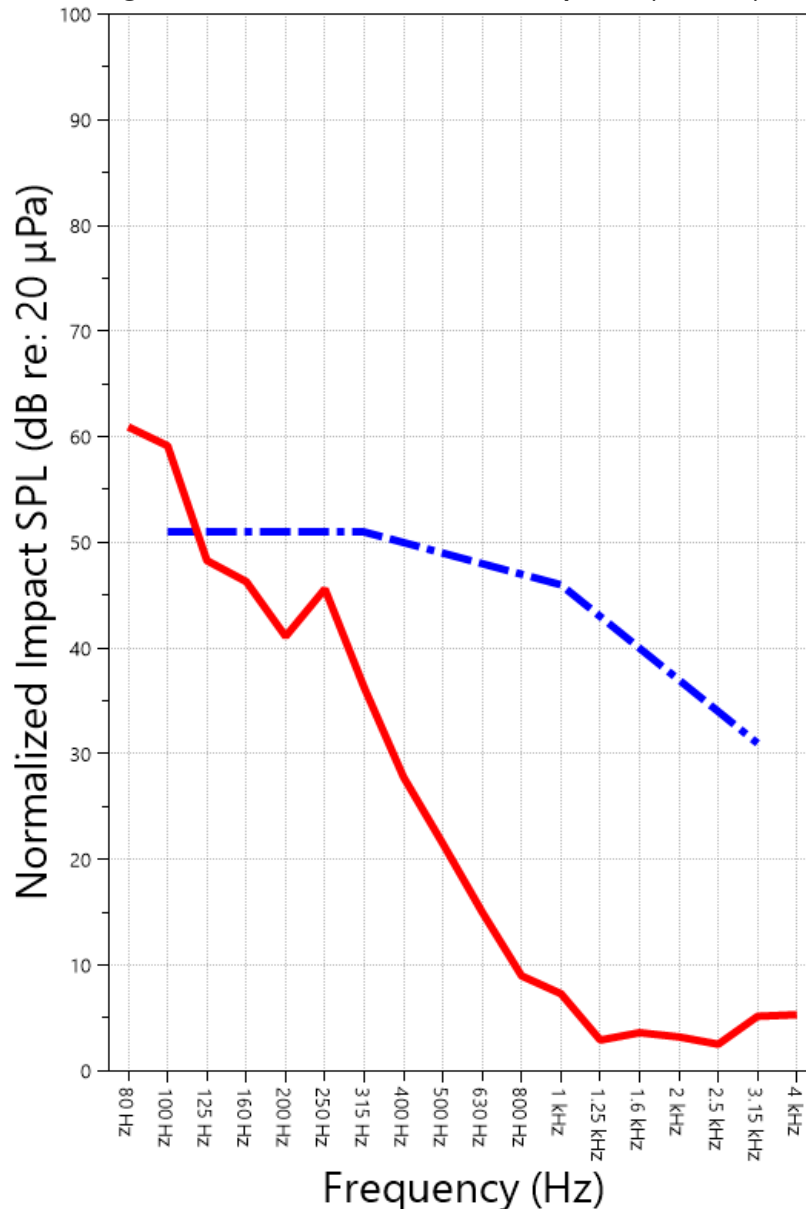
Test Report

ClarkDietrich
2021-01-26

RAL™-IN21-009
Page 11 of 14

IMPACT SOUND TRANSMISSION REPORT

8-Inch Concrete Slab with tiled carpet flooring, insulated single-layer gypsum board ceiling on ClarkDietrich Sound Clips™ (CDSC)



IIC=61

— IMPACT SOUND PRESSURE LEVEL
- . - . - . IMPACT INSULATION CLASS CONTOUR



RIVERBANK ACOUSTICAL LABORATORIES IS ACCREDITED BY NVLAP (LAB CODE 100227-0) FOR ACOUSTICAL TESTING SERVICES IN ACCORDANCE WITH ISO/IEC 17025:2017 AND FOR THIS PROCEDURE. THIS REPORT MUST NOT BE USED BY THE CLIENT TO CLAIM PRODUCT CERTIFICATION, APPROVAL, OR ENDORSEMENT BY RAL, NVLAP, NIST, OR ANY AGENCY OF THE U.S. GOVERNMENT. THIS REPORT SHALL NOT BE MODIFIED WITHOUT THE WRITTEN APPROVAL OF RAL. THE RESULTS REPORTED APPLY ONLY TO THE SPECIFIC SAMPLE SUBMITTED FOR TESTING; RAL ASSUMES NO RESPONSIBILITY FOR THE PERFORMANCE OF ANY OTHER SAMPLE.

Test Report

ClarkDietrich
2021-01-26

RAL™-IN21-009
Page 12 of 14

APPENDIX A: Extended Frequency Range Data

Specimen: 8-Inch Concrete Slab with tiled carpet flooring, insulated single-layer gypsum board ceiling on ClarkDietrich Sound Clips™ (CDSC) (See Full Report)

The following non-accredited data were obtained in accordance with ASTM E989-06 (2012), but extend beyond the defined frequency range of 100 Hz to 3,150 Hz. These unofficial results are representative of the RAL test environment only and intended for research & comparison purposes.

1/3 Octave Band Center Frequency (Hz)	L_n (dB)	ΔL_n (dB)	Repeatability (dB)
31.5	58	7.98	4.45
40	55	3.37	3.47
50	57	5.82	2.55
63	61	3.95	5.07
80	61	4.81	2.23
100	59	2.30	3.47
125	48	3.29	2.85
160	46	4.18	2.46
200	41	3.90	1.93
250	46	4.15	0.73
315	36	4.81	0.79
400	28	4.87	2.17
500	21 *	4.40	1.93
630	15 **	3.89	0.21
800	9 **	2.51	1.41
1000	7 **	1.15	2.05
1250	3 **	0.51	1.49
1600	4 **	0.20	2.22
2000	3 **	0.24	2.51
2500	3 **	0.30	1.26
3150	5 **	0.55	1.51
4000	5 **	0.48	1.85
5000	8 **	0.71	1.82
6300	7 **	0.82	1.90
8000	8 **	1.04	0.88
10000	11 **	1.63	4.02
12500	10 **	1.85	5.26

* Level corrected due to proximity to background noise per E492 Section 10.2.2

** Level corrected due to proximity to background noise per E492 Section 10.2.3, represents lower limit of specimen performance

Test Report

ClarkDietrich
2021-01-26

RAL™-IN21-009
Page 13 of 14

APPENDIX B: Glossary for Variability Metrics

Specimen: 8-Inch Concrete Slab with tiled carpet flooring, insulated single-layer gypsum board ceiling on ClarkDietrich Sound Clips™ (CDSC) (See Full Report)

ΔL_n , the 95% confidence interval for the reported normalized sound pressure level, is calculated from the standard deviation of the set of sound pressure levels measured during this individual test. This metric is calculated in an effort to quantify the variability in measured levels due to the combined influences of varying sound pressure level in the receive room and changes in specimen response for different tapping machine locations.

Repeatability, expressed as a 95% confidence interval, is calculated from the standard deviation in normalized sound pressure level as obtained from a total of six consecutive tests conducted according to this test method by RAL from 2019-02-07 to 2019-02-12. The tests were performed on a specimen composed of 152.4 mm (6 in.) thick concrete slabs, which was left installed and unaltered between tests. This metric provides an estimate of the variation in results that might be observed if the test were repeated with no change to the installed specimen. Note that repeatability will vary with the construction type.

Test Report

ClarkDietrich
2021-01-26

RAL™-IN21-009
Page 14 of 14

APPENDIX C: Instruments of Traceability

Specimen: 8-Inch Concrete Slab with tiled carpet flooring, insulated single-layer gypsum board ceiling on ClarkDietrich Sound Clips™ (CDSC) (See Full Report)

<u>Description</u>	<u>Model</u>	<u>Serial Number</u>	<u>Date of Certification</u>	<u>Calibration Due</u>
System 2	Type 3160-A-042	3160-106974	2020-08-13	2021-08-13
Bruel & Kjaer Mic And Preamp C	Type 4943-B-001	2311439	2020-04-07	2021-04-07
Bruel & Kjaer Tapping Machine	Type 3207	3151105	2020-10-27	2021-10-27
Bruel & Kjaer Pistonphone	Type 4228	2781248	2020-08-12	2021-08-12
EXTECH Hygro 662	SD700	A083662	2020-12-18	2021-12-18
EXTECH Hygro 663	SD700	A083663	2020-12-18	2021-12-18

APPENDIX D: Revisions to Original Test Report

Specimen: 8-Inch Concrete Slab with tiled carpet flooring, insulated single-layer gypsum board ceiling on ClarkDietrich Sound Clips™ (CDSC) (See Full Report)

<u>Date</u>	<u>Revision</u>
2021-02-12	Original report issued

END

SPONSOR: **ClarkDietrich**
West Chester, OH
CONDUCTED: 2021-01-26

Report Referenced: **RAL™-IN21-009**
Page 1 of 1

ON: 8-Inch Concrete Slab with tiled carpet flooring, insulated single-layer gypsum board ceiling on ClarkDietrich Sound Clips™ (CDSC) (See Full Test Report for Details)

Nonstandard Appendix E to ASTM E492-09 Impact Transmission Report


Current priorities in the architectural acoustics community involve the development of more nuanced impact insulation metrics. Acoustics consultants and end users have observed that assemblies with equal Impact Insulation Class (IIC) ratings can sound substantially different and prompt differing amounts of customer complaints. Impact insulation metrics that are newly standardized or still in development seek to quantify the performance of floor-ceiling assemblies within certain ranges of sound frequency. These metrics would ideally correlate more strongly to subjective user experience and predict how the nature of the impact source will affect the response of the floor-ceiling construction.

Standard Classification ASTM E3222-20a provides a method for calculating the **High-Frequency Impact Insulation Class (HIIC)**, using normalized impact sound pressure level (L_n) data at frequency bands from 400 Hz to 3150 Hz. In multi-family housing, high-frequency impact sound correlates to common sources such as the impacts of hard-heeled shoes, dragging furniture, dog toenails, and objects dropped on hard-surfaced flooring.

Methods for parametrizing insulation of low-frequency impact sound are still under deliberation; no calculation method has yet been standardized. A preliminary proposed method for calculating the **Low-Frequency Impact Insulation Class (LIIC)** uses normalized impact sound pressure level (L_n) data at frequency bands from 50 Hz to 80 Hz. Low-frequency impact noise correlates to the “thudding” of footfalls on lightweight structures. Refer to the ASTM Work Item referenced below for details.

A summary of impact insulation ratings for the specimen described in the referenced test report is given below.

Referenced Document	Rating	Calculated Value
Standard Classification ASTM E989-18	IIC	61
Standard Classification ASTM E3222-20a	HIIC	92
Nonstandard Work Item ASTM WK63897	LIIC	61

Prepared by 
Keith Kimberling
Associate Test Engineer, Acoustician